



DESIGN  
MILANO



## FIRE System

### FIRE DETECTION Solution

The TELEDATA products for the fire detection are compliant to the legislations in force EN 54/2 54/4 related to the fire detection (EN 54-2) and the power supply (EN 54-4). The TELEDATA fire detection panels are capable to manage up to 240 detectors for loop offering solutions from 1 loop up to 16 loops.

TELEDATA offers technical innovations such as

- The use of a digital communication protocol on 2 voltage levels with the improvement of the quality and the reliability of the loop communication and the distance increment of the closed loop up to 6 Km.

Elegant design and available for all the different applications.

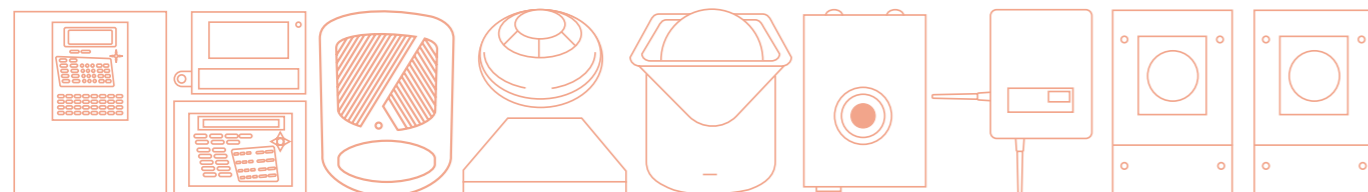
Available also in analog addressable version.

- The short cut detection integrated in the analog addressable modules and detectors, avoiding the use of external insulators.

The system management becomes easier by using the model ONE KBD remote keypads with push buttons, display and signaling LEDs.

The management of the control panel can be done by using any communication line or Ethernet network using the appropriate WINWATCH32 software.

The management of the fire control panels on graphic maps is integrated with the management of burglar, access control and building automation systems.



## > ONE OEM PANEL RANGE

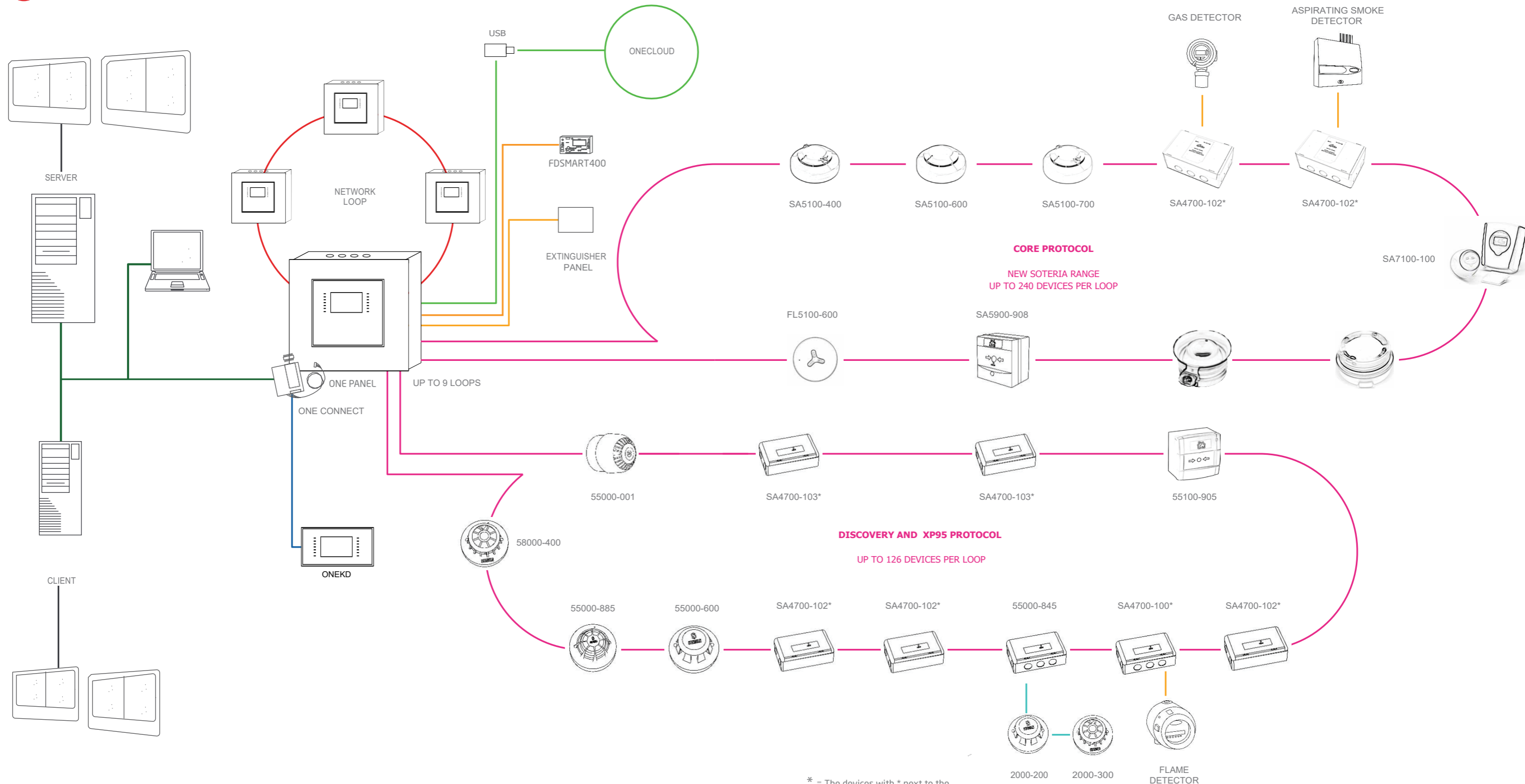
All panels are a range of product dedicated to APOLLO & ARGUS partners.

To get more commercial information on this product range please speak to a Teledata, Apollo or Argus sales representative.

  
**APOLLO**  
CORE PROTOCOL

  
**ARGUS**  
VEGA

# System ONE Apollo



TCPIP NETWORK (CAT5 cable)

RS485 LINE (Shielded, ant flame cable with 2 connectors for power supply and 2 connectors RS484 for signal)

SIGNAL (Shielded, ant flame cable with 2 connectors for power supply and 2 connectors RS484 for signal)

USB (Upload download programmazione)

(x) = Maximum Number of connected device. The devices can be added tougher ex: (x) + (x)

POWER SUPPLY AND SIGNAL (Shielded, ant flame cable with 2 connectors for signal and power supply)

WIRELESS (Radio connection with 870 MHZ Frequency)

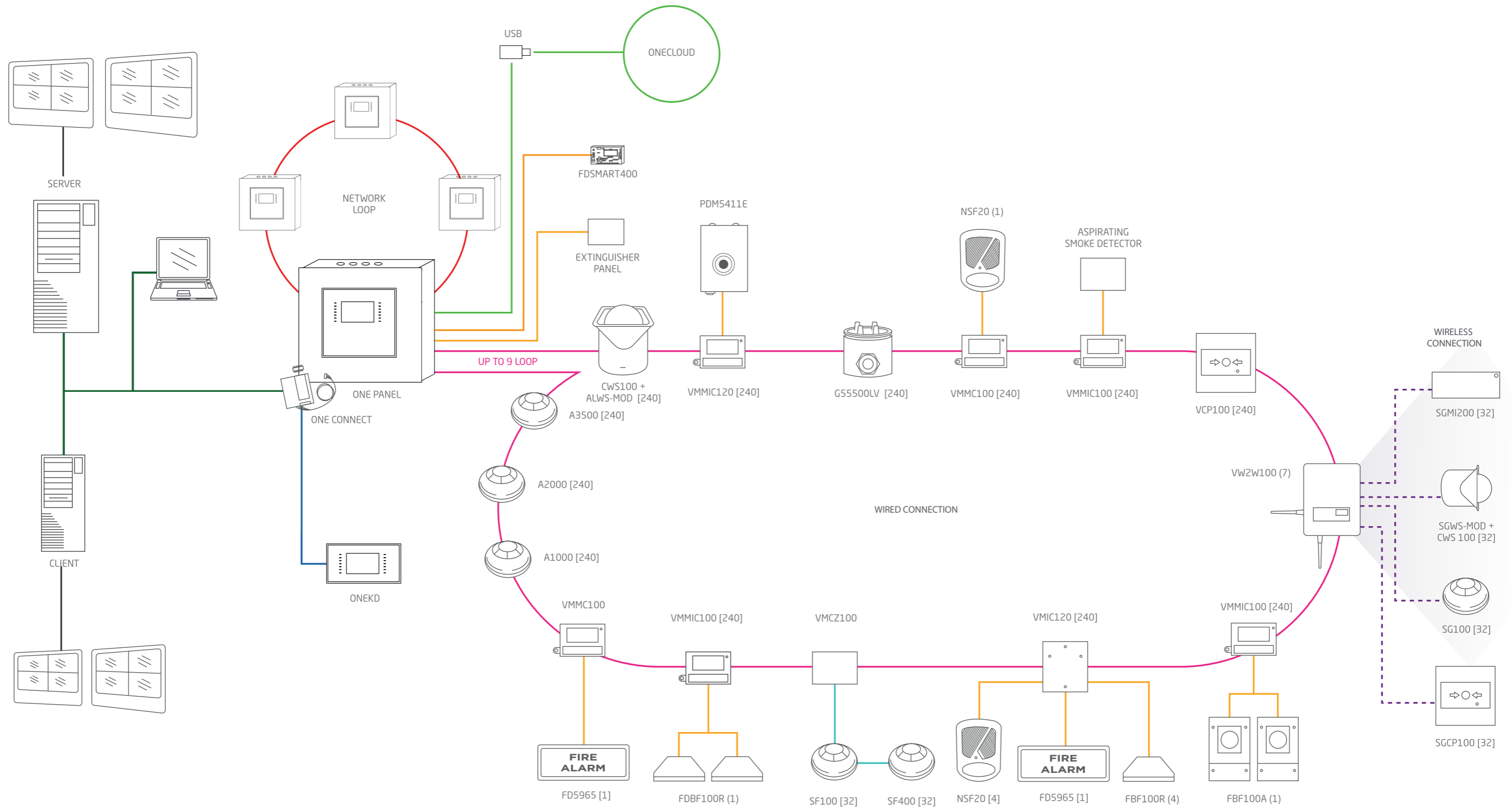
NETWORK LOOP (Cat 5 cable)

CLOSE LOOP WITH POWER SUPPLY (Shielded, ant flame cable with 2 connectors for signal and power supply)

[x] = Maximum Number of connected device. The device cannot be added tougher ex: (x) or (x)



# System ONE Argus



— TCP/IP NETWORK  
(CAT5 cable)

— RS485 LINE  
(Shielded, ant flame cable with 2 connectors  
for power supply and 2 connectors RS484 for signal)

— SIGNAL  
(Shielded, ant flame cable with 2 connectors  
for power supply and 2 connectors RS484 for signal)

— USB  
(Upload download programmazione)

(x) = Maximum Number of connected device.  
The devices can be added together ex: (x) + (x)

— POWER SUPPLY AND SIGNAL  
(Shielded, ant flame cable with 2 connectors  
for signal and power supply)

- - - WIRELESS  
(Radio connection with  
870 MHZ Frequency)

— NETWORK LOOP  
(Cat 5 cable)

— CLOSE LOOP WITH POWER SUPPLY  
(Shielded, ant flame cable with 2 connectors  
for signal and power supply)

(x) = Maximum Number of connected device.  
The device cannot be added together ex: (x) or (x)



# Superior technology and ease of use make this system truly UNIQUE!

## 1. End User

For the first time in the fire industry, even the end-user can interact with a control panel! End-user can access to their own personal screen at any time, without a password, allowing them to see the events divided by: All, Alarms, Faults, Dates, Loop or by area. Or simply call assistance with a touch!

## 2. Log In

Once logged on the system, the end-user, maintenance technician or programmer will gain immediate access to his own user menu. Only the 4-6 keys specially designed for each user will appear on the touch screen! Everything is quick and easy: mistakes are virtually impossible! Finally a fire control panel that's easy-to-understand!

## 3. Operator Menu

Teledata one is a maintenance technician's dream. Traditional fire control panel force you to use conventional mini displays, often poorly back-lit, with endless menus, perhaps not even in your language, or require you to connect to a pc,

## 4. Diagnostic Map

Teledata One displays the status of the system in a single glance, thanks to its diagnostic map which provides full information: immediately visualizing detectors, input/output modules and all wireless devices market with a "W". The level of dust and consequent inefficiency of a detector is indicated with different colours.

## 5. Detailed Information

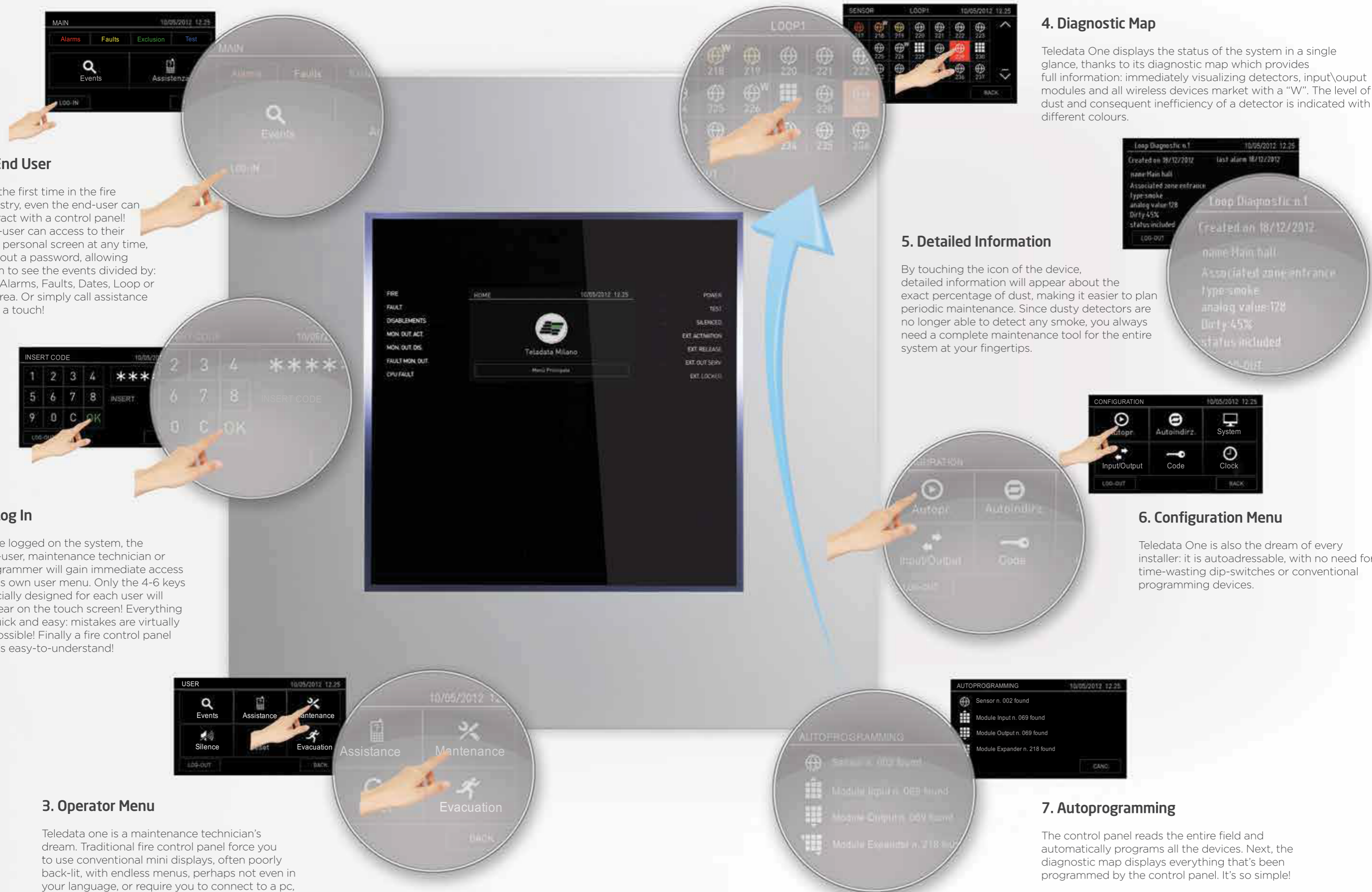
By touching the icon of the device, detailed information will appear about the exact percentage of dust, making it easier to plan periodic maintenance. Since dusty detectors are no longer able to detect any smoke, you always need a complete maintenance tool for the entire system at your fingertips.

## 6. Configuration Menu

Teledata One is also the dream of every installer: it is autoaddressable, with no need for time-wasting dip-switches or conventional programming devices.

## 7. Autoprogramming

The control panel reads the entire field and automatically programs all the devices. Next, the diagnostic map displays everything that's been programmed by the control panel. It's so simple!




# Completely touch screen and expandable to 9 loops, the new fire alarm system is made in Italy"




## Unique Design.

Its name is One, since it offers all the information and instructions you need on a single touch screen!  
A unique Italian design with programmable side led.



## Custom.

Teledata One is available in: White, black, or in custom painted shades colours  
A refined object of refined italian design, which can also feature your trademark, since it is completely customizable, even with:  
White or tri-color backlighting LED.  
Fully customizable for OEM, certificate, logo and color.



## Touch Interface.

It's made to be touched: the first certified fire panel fully touch!  
A totally touch screen panel with easy use interface.

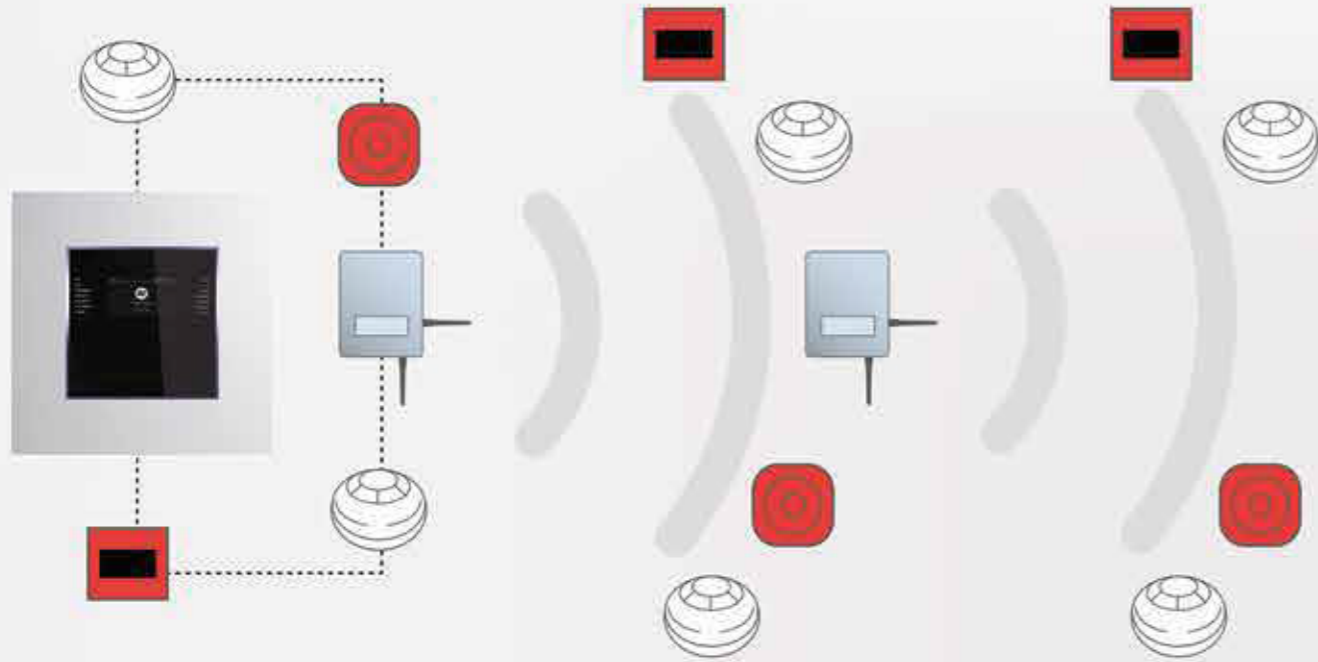


## All languages.

A superior quantity of characters and symbols. Up to 111 languages.

# Safety & Simplicity

## All in one!.. All for you!



### Wireless.

Hybrid solution for wired and wireless devices.



### Auto addressing.

Auto addressing function with logical mapping position.



### Multi protocol.

Multi protocol devices and detectors.



### Extinguish module.

Extinguish module option.



### Expandibility.

Connect up to 128 panels on a network loop, to manage massive systems with more than 250,000 devices.



### Redundancy.

The only fully redundant control panel made in Italy! All the individual components, from the CPU, to the power unit and other parts, can be redundant, to protect people's lives better, well beyond ordinary fire-prevention standards.

When combined with the extensive range of compatible industry leading control equipment, Teledata offers the most flexible wireless fire solution available today. Translator Modules are connected onto the control panel loop wiring, either on their own to form a fully wireless system, or mixed with wired field devices to form a Hybrid system. Each of these Translator Modules communicates with up to 128 field devices via a proven wireless protocol, processing the messages received from the field devices and transmitting information about themselves and the devices they support to the system's control equipment. All field devices have a wireless range of 150m in free air, but where greater distances are required the system is supported by a range of Expander and Router Modules which help

to propagate the radio signals. Multiple Translator Modules can be used on each control panel loop and each Translator Module can support multiple Expander Modules making it possible to configure systems of virtually any size and complexity. Where a non-addressable system or a system with an unsupported protocol is present, wireless detection devices can still be achieved in specific areas with the deployment of one Expander Module.

> ONE 1 loop expandable to 9 loops addressable fire alarm control panel

**one**  
**APOLLO**  
CORE PROTOCOL



**one**  
**ARGUS**  
VEGA

**HARDWARE features**

- Addressable fire alarm panel with 32-bit microprocessor
- LCD touchscreen display (480x272 TFT 4.3")
- Back light on/off and three settable colors
- 1 addressable loop, expandable up to 9 loops (with 4 One2) configurable as open or closed
- Digital protocol
- Frontal LEDs with three settable color: white, blue and green
- each loop supports 240 addressable devices
- Short-cut circuit protection
- 14 front LED for events
- Silenceable and excludable signaling buzzer
- 1 monitored output for siren or dialer (24Vdc 1A)
- General Output dry contact 1A 30Vdc 120 Vac
- 1 general open collector output
- 1 RS 485 line for peripherals (maximum current value)
- 1 RS 232 and 1 micro USB for programming and remote management
- Ethernet card 10 Mbit/s (Optional PTLAN)
- 56 LED zone (option card ONE 56)
- Ring Network Card between central (optional ONE RING tab)
- Maximum 14 remote control panels can be connected to the RS485 BUS max 800m distance (ONE KBD)
- With four additional One2 needed supplementary power supply (ONEPW)
- Two 12 V Battery: capacity 17Ah each.
- Automatic test of efficiency batteries and battery disconnection in case of deep discharge
- Auxiliary power output 24 Vdc 500mA with shortcut protection
- Dimensions: 410 x 410 x 120 mm
- Weight: 6,1Kg (without batteries)
- Power supply: 230Vac
- Current absorption: 300mA
- Maximum current external loads: 500mA
- Operating Temperature: 0C°/ +50C°
- Maximum current on loop: 500mA

**SOFTWARE features**

- 240 addressable devices for one loop
- hybrid systems wired/radio
- 192 programmable zones
- 192 logic functions
- more than 1000 events reported into archive
- Internal clock
- Auto programming analog devices on loop
- Auto addressing analog devices on loop\*
- Mapping analog devices on the loop
- Ring connection with other stations using a fault tolerant network
- Multilingual management
- Customizable with personal logo
- Management of detectors and analog modules of different types:
  - Managed Thermal and optical detectors in the sema loop
  - Input modules
  - Output Modules
  - Buttons addressed
  - Analogue Addressable Sirens multiprotocol
- Colorful LED selectable
- Programmable locally or remotely by dedicated software
- Apollo Core Protocol (which include XP95 & Discovery Protocols)
- MODBUS TCP/IP/MODBUS RTU protocol over IP (TCP option card MGTWMDDB)
- Certified Product Standards EN54-2 and EN54-4
- CE Marking (EMC low-voltage directive)

One, is the fire alarm control panel of the future, completely made in Italy. First alarm control panel with touch-screen technology certified EN 54-2 and 4. The GUI interface is user friendly, you can program the panel without the use of any manual. There are three access levels which facilitate the ease of use of each type of operation (installation, maintenance and End User visualization). One is expandable up to 9 loops, each loop is available only with Apollo Core Protocol (which also include XP95 and Discovery Protocol) or Argus Vega protocol. With One you can connect up 2160 devices, in fact each loop supports 240 devices. If you want to connect more loop devices you can create a ring of One through the One Ring, so your building will be even more secure.

One allows to use addressable wireless devices and wired device in the same system. The One panel records each alarm and fault, so they are visible into "historical events", you can filter and search each event by date, events type, zones and loops. All the historical events and the diagnostics of all the devices can be exported easily with a USB pendrive from the One Panel.

One Panel has a unique stylish design, the mechanical chassis is also available in different colors. The high-end technological background effect with a different LED colors can be added or removed. Also, on request, Teledata allows you to customize the panel inserting the digital logo of your company on the touch screen. One is an international product, it manages up to 111 languages and their alphabets. To increase even more the easy of use for the programming of the One panel there is OneCloud, the new area of commissioning! With One-Cloud you can configure the panel with any type of device (PC, smartphone, tablet...) comfortably, far from central panel, and import the configuration on your One easily with a USB pendrive.

**Custom Colors**





> **ONE MINI** 1 loop addressable fire alarm control panel

**one**  
**APOLLO**  
CORE PROTOCOL



**one**  
**ARGUS**  
VEGA

**HARDWARE features**

- Addressable 32-bit microprocessor panel with graphical touchscreen display (480 x 272 TFT 4.3 ")
- 1 addressable loop with digital protocol configurable as open or closed
- 240 addressable devices on loop
- Up to 14 remote control panels can be connected to the RS485 BUS max 800m distance (cod. Art. ONE KBD)
- Short circuit protection
- 14 Front LEDs
- 2 monitored output for siren or optical-acoustic signaling (24Vdc 1A)
- General clean contact output 1A 30Vdc 120 Vac
- 1 general fault output
- 1 RS 485 for peripherals
- 1 RS 232/micro USB for programming and remote management.
- Ethernet card 10-100 Mbit/s (optional cod. Art. PTLAN)
- 16 LED zones
- Ring network adapter between panels (optional cod. Art. ONERING)
- Battery capacity: 2 x 7.2 Ah
- Efficiency test batteries and battery disconnection in case of deep discharge
- Operatin temperature from 0° to 50° degrees
- Auxiliary power output 24 Vdc 500mA with short protection
- Dimensions: 330 x 310 x 80 mm
- Power supply: 230Vac

**SOFTWARE features**

- Up to 240 addressable devices for the loop
- hybrid yarns/radio
- Division up to 192 areas
- 96 logic functions
- Store more than 1000 events
- Auto programming analog devices on loop
- Auto addressing analog devices on loop
- Mapping analog devices on loop
- Ring connecting with other central using a fault tolerant network
- Multilingual management
- Fully customizable with personal logo, Color
- Touch screen and side multi-color LED
- Management of detectors and analog modules of different type
  - thermal and optical detectors mixed
  - Input Modules
  - Output Modules
  - buttons addressed
  - Analog Addressable sirens multiprotocol
- Selectable colored LED
- TCP/IP Protocol MODBUS/MODBUS RTU over TCP IP (optional cod. Art. MCGTWMDB)
- Certified Product Standards EN54-2 and EN54-4

**Available expansion and accessories for One Mini**

- ONERING
- ONEKBD
- PTLAN
- MCGTWMDB
- FDSMART400

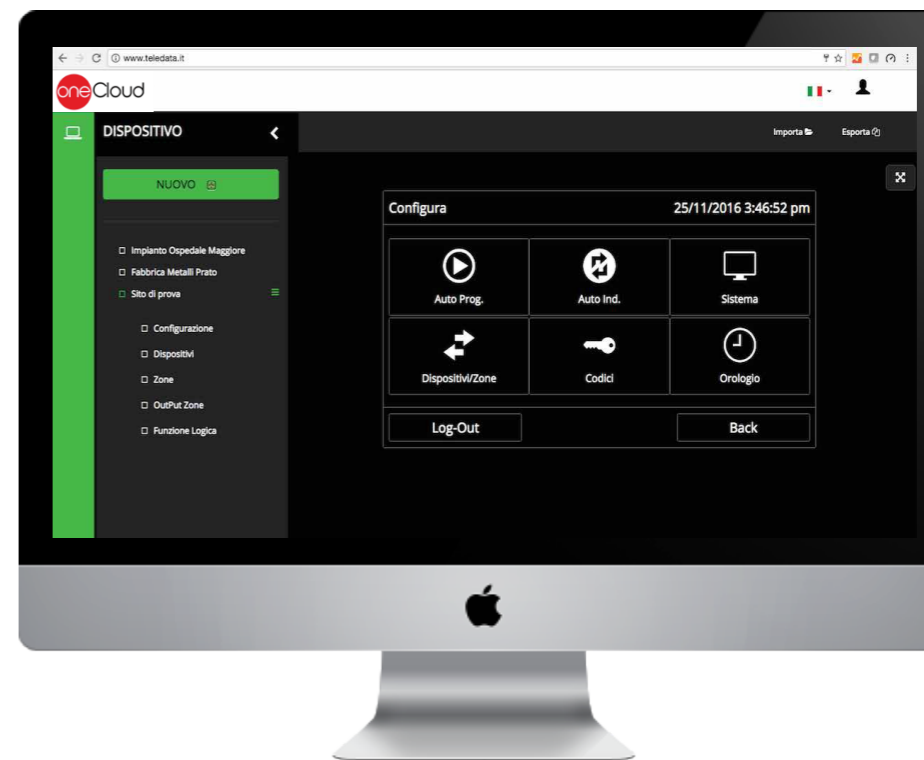
CODE	DESCRIPZION
ONEMINI	Complete of every characteristic
ONEMINIL	Like ONEMINI but without ONERING and ONEKBD
ONEMINISL	Like ONEMINI but without ONERING and ONEKBD and up to 120 devices

**Custom Colors**



> **ONE CLOUD** The new area of commissioning!

**one** Cloud



[www.teledata.it](http://www.teledata.it)

With OneCloud, the commissioning now is more innovative. The panels has different modes of programming capability, such as USB import , and direct programming from the touch screen; OneCloud innovated cloud based programming, allowing the engineer to program the panel over the cloud saving time and visits to site.

Additional unique industry benefits of OneCloud are:

- Same identical and user friendly GUI Interface of all the Teledata panel range (It's not necessary to learn two different programming tool anymore)
- Full back up of all your customers vital programming
- Live remote support on the actual programming which would be installed on site (done with customer authentication sharing permission)

Everything free of charge!



> ONE 2 Expansion card with 2 loops for Teledata One

Functional Features

With ONE2 you can extend the management capabilities of TeleData one. One card has 2 supplementary loops, both have same features of master panel. The mounting is internal into fire alarm panel and doesn't modify the design.

Technical Features

- 2 loops
- up to 4 One2 for one TeledataOne
- Certified device according to EN54-2
- Loop configurable as open or closed loop
- Maximum number of devices per loop: 240
- Internal mounting of the center by connector of the master board
- 2 programmable relay output of monitored alarm
- Multi - Protocol Teledata Apollo



> ONE RING card for ring networks between TeledataOne / OneMini Panels

Functional Features

With One Ring you can connect in a ring network up to 32 TeledataOne, so is possible to create a system that shares all informations of each single panel.

Technical Features

- CAN BUS Connection
- speed communication up to 50 Kbps
- High fault tolerant, able in the presence of network failure, to maintain the necessary information pass between the nodes
- Compatible with central Olympia - Teledata One
- Prepared for mounting inside the central Olympia/Teledata One
- Range up to 1.2 km with a special cable
- Consumption 250mA max - 50mA nominal
- 12 Vdc power supply from the central Olympia
- 24 Vdc power supply from the central TeledataOne



> ONE 56 Panel led for alarm of zones for TeledataOne Panel

Functional Features

Panel led One56 is applicable below display of TeledataONE, without modifying form and design. Thanks to the panel you can have a light alarm signal of zones and will be possible to individuate faster the number of active zones.

Technical Features

- number of visualizable zones 56
- Operating Temperature: -5 ° C/+ 40 ° C
- Dimensions: 219x58mm
- Red LED Color
- Powered by TeledataOne

> FDCANMONO Mono mode optical fibre converter with ST connector

*\*on request* for Olynet card

- Power supply: 12Vcc

> FDCANMULTI Multi mode optical fibre converter with ST connector

*\*on request* for Olynet card

- Power supply: 12Vcc



> ONE 16 Panel led for alarm of zones for OneMini Panel

Functional Features

Panel led One16 is applicable below display of OneMini, without modifying form and design. Thanks to the panel you can have a light alarm signal of zones and will be possible to individuate faster the number of active zones.

Technical Features

- number of visualizable zones 16
- Operating Temperature: -5 ° C/+ 40 ° C
- Red LED Color
- Powered by OneMinni



> TD607 Nac Expander for TeledataOne Panel

Technical Features

- External Power Supply 5A
- Number of outputs 1
- Max Number of Sounders 148



> ONE PW Auxillary power supply for full configuration of TeledataOne

Functional Features

Must be use depending of the number of expansion card used.

Technical Features

- 100-240VAC Input - 1.2A
- 50/60 Hz
- output - 27V, 2.3A
- Operating Temperature: -5 ° C/+ 40 ° C
- Dimensions: 180x61x349mm




> TD615 Nac Expander for TeledataOne Panel

Technical Features

- External Power Supply 5A ( for each output)
- Number of outputs 4
- Max Number of Sounders 148

> **ONECONNECT** Network interface with WEB functionality



**Functional Features**

- ETHERNET / Serial converter
- Modbus gateway

Basic functionality for centralization on Teledata supervision systems. Advanced functionality through which the device is able to connect the Teledata fire alarm control panels (TeledataONE, MiniONE) to the outside world through the REST protocols and Modbus

**Technical Features**

- Embedded LINUX operating system
- ARM Cortex7 type CPU
- 512Mb RAM
- 8Gb flash memory
- 3W CPU consumption

> **ONEMODBUS** Network interface with WEB functionality



**Functional Features**

- ETHERNET / Serial converter
- Modbus gateway

Basic functionality for centralization on Teledata supervision systems. Advanced functionality through which the device is able to connect the Teledata fire alarm control panels (TeledataONE, MiniONE) to the outside world through the REST and Modbus protocols

**Technical Features**

- Embedded LINUX operating system
- ARM CORTEX7 type CPU
- 512Mb RAM
- 8GB flash memory
- CPU consumption 3W

> **FDSMART400** 3g dialer EN54 21 certified



**Technical Features**

- 4G dialer with Touch screen integrated
- Available protocols Contact ID, SIA(1/3 livelli) e Fast format (scancom)
- SMS message system interface
- 4 Input and 4 relè outputs
- Certified EN54 21, EN50136-2, EN50131-1&2
- EN50136-1 (grado 2 e 3)
- Power and consumption 9-28Vdc 151mA
- Working temperature -10C + 55 C
- Size 110x150 mm

> **ONEPRINTER** Printer for ONE control panels



**Functional Features**

Serial printer in wall-mounted case, connectable to the TELEDATAONE and ONEMINI control panels

**Technical Features**

- Supply voltage 24Vdc
- Thermal paper printing support
- Paper width 58mm
- Roll diameter 39mm
- Serial interface RS232
- Size 160x124x108mm

> **ONEMIMIC** Remote LED card



**Functional Features**

The ONEMIMIC module connects to the TeledataOne control panel via RS-485 bus. Provides information on the status of the fire detection system, both general and by areas status. It is equipped with 48 outputs for area LEDs, plus a series of outputs for general fault indications. There is also a button to test the flashing of the LEDs. ONEMIMIC supports the activation of 4 LED blocks that can be set by DIP SWITCH as it must be able to manage up to 192 areas. ONEMIMIC is supplied in a wall-mounted case.

**Technical Features**

- Supply voltage 24Vcc
- Transmission protocol RS485
- Size 243x138x45mm
- Pre-painted sheet 1 mm thickness metal case

> **ONE KBD** Remote Touch screen panel with iron case for TeledataOne and One Mini



**Functional Features**

Same as to the TeledataOne the OneKBD is easy and intuitive to use. All functions can be reached with a touch according to the different levels of access. It offers the possibility of events and historical display .

**Technical Features**

- graphical touch screen display (480x272 TFT 4.3")
- 14 front LED
- 2 line RS 485 for the connection
- Operating Temperature:- 5°C/+40°C
- Power supply: 27.6vdc
- Consumption: 90mA
- Talk Speed: 38400 bps
- Maximum number of ONEKBD that can be connected to a control center: 14
- Dimensions: 210x120x30 mm
- Weight: 1kg
- Level of protection: IP30

Custom Colors



> Onepower power supply system

Power supply solution of One series are a perfect power supply for all the devices of the area protected by the detection system. They are in accordance with all EN54 regulations, they are fully monitored and certificated, and provided with switching technology.

They can be operated independently or connected with Bus RS485, to be then connected to One series control panels. They are provided with thermo probe to modify charging voltage and adapt it to operating temperature. They are able to check network presence, battery failure, faulty or low battery.



> ONEPOWER25

2,5A power supply system

**Features**

- Input voltage: 85-264VAC
- Frequency range:47-63Hz
- 2 power outputs, short circuit protected and with current limited to 4A.
- Monitored current consumption for each output
- Possibility to connect it with central BUS RS485 to monitor status
- Integrated and independent charger, with thermo probe to check battery temperature.
- Battery monitoring.
- Battery disconnection in case of low battery.
- 6 open collector outputs to report LOW BATTERY, MISSING BATTERY, CHARGER FAULT, OUTPUT OVERCURRENT, AC MAINS FAILURE, BATTERY FAULT
- Relay output to report generic faults.
- Internal switching feeding system from 3,2 A to 28V.
- Battery compartment for two 7Ah, 12V batteries.
- Dimensions (HxWxD): 297 x 285 x 80+8 mm.
- Weight (without batteries): 2,2 kg.

> ONEPOWER50

5A power supply system

**Features**

- Input voltage: 85-132VAC/179-264VAC by switch
- Frequency range:47-63Hz
- 2 power outputs short circuit protected and with current limited to 4A. Current consumption monitored for each output.
- Possibility to connect it with central BUS RS485 to monitor status
- Integrated and independent charger, with thermo probe to check battery temperature.
- Battery monitoring.
- Battery disconnection in case of low battery.
- 6 open collector outputs to report LOW BATTERY, MISSING BATTERY, CHARGER FAULT, OUTPUT OVERCURRENT, AC MAINS FAILURE, BATTERY FAULT
- Relay output to report generic faults.
- Internal switching feeding system from 6,5 A to 28V.
- Battery compartment for two 7Ah, 12V batteries or for 26Ah 12V batteries.
- Dimensions (HxWxD): 375 x 420 x 182+8 mm.
- Weight (without batteries): 7,5kg.

Monitoring Software

> Winwatch Enterprise

Integrated centralized management:

Burglar alarms, Fire detection,

Software to control and manage an unlimited number of TELEDATA panels

**INTEGRATED AND TECHNOLOGICAL DEVICES**

- Integrated multi-protocol multimedia software
- In WINDOWS XP environment with interactive and user-friendly graphic interface
- Remote-control, remote management and remote-programming for all devices
- Up to 3 levels of integrated graphic-maps for direct operations
- Hierarchic access password system
- Operator events log
- Message Exchange system integrated with the system
- Server-client structure with architecture on IP networks
- Point-to-point, multidrop, switched
- Operative on LAN WAN WIFI networks with TCP/IP protocol support
- Multi monitor management to
  - View alarms and command sending and receiving statuses
  - View dynamic graphic-maps
  - View sensor symbols with graphic and sound status indication
  - View graphic-maps with integrated video streaming
  - View video cameras in multiscreen mode
- Modular and scalable software
- Send and receive alarm events via SMS and MAIL
- Unique integrated database for event searching and analyses
- Customizable to suit all customer requirements
- Integrated database
- Able to manage subsystems of different producers with the purchase of special modules for:
  - Fire detection units, Burglar alarm units, Access control readers and modules, Digital recorders, Video matrixes, Technological systems

For further information, please contact our Technical Department

Additional software modules available

> WIN TERMINAL Integrated centralized control

- Software to control and manage up to 2 TELEDATA panels

> WIN SUPER Integrated centralized control

- Software to control and manage up to 6 TELEDATA panels

> WIN MAX Integrated centralized control

- Software to control and manage up to 12 TELEDATA panels

> WIN CLIENT TERMINAL

Client work station control software

- Ideal for creating work stations with different potential options and access levels.
- Possibility to control the remote devices as if it was operating at the server
- Shared database
- Up to 10 clients can be enabled
- IP protocol management

> WIN MAPPE TERMINAL

Graphical-map license

- Software to use the graphic maps on the TELEDATA monitoring systems
- The software must be activated on each work station it is required to run on
- Requires 2nd monitor



Teledata has been designing and manufacturing safety electronic devices for 40 years. In the early years, the company started its business manufacturing ad hoc electronic solutions for aerospace applications for national and foreign leader companies. This allowed the know-how of the company to achieve the highest levels in cutting-edge electronics sector.

During this period the company widened its horizons developing specific solutions for the safety field, which in the early eighties occupied a market in which no standard solution existed.

Over the years, Teledata continued investing in the safety field combining system design with large-scale manufacturing of high technological content. The company continued with the design and manufacturing of electronic devices, while constantly generating and increasing the value chain benefiting the final customers.

Teledata today offers a self production range of safety system and fire prevention products; it has an important presence on the international market, and gives an important contribution to export the Made in Italy excellence. The company participates in several national and international work committees sharing experience, necessities, goals, actions and values to have previews and perspectives for tomorrow's market.

NOTE

---

---

---

---

---

---

---

---

---

---

---

---

---

---

---

---

---

---

---

---

---

---

---

---

---

---

---

---

---

---



NOTE

---

---

---

---

---

---

---

---

---

---

---

---

---

---

---

---

---

---

---

---

---

---

---

---

---

---

---

---

---

---



NOTE

---

---

---

---

---

---

---

---

---

---

---

---

---

---

---

---

---

---

---

---

---

---

---

---

---

---

---

---

---

---



Headquarter:

20063 Cernusco sul Naviglio (MI) - Via Brescia 24 G - Italy Tel.: +39 02 27 201 352 -  
+39 02 25 92 795 | mail: [info@teledata-i.com](mailto:info@teledata-i.com)