

 Teledataone



DESIGN  

---

  
MILANO



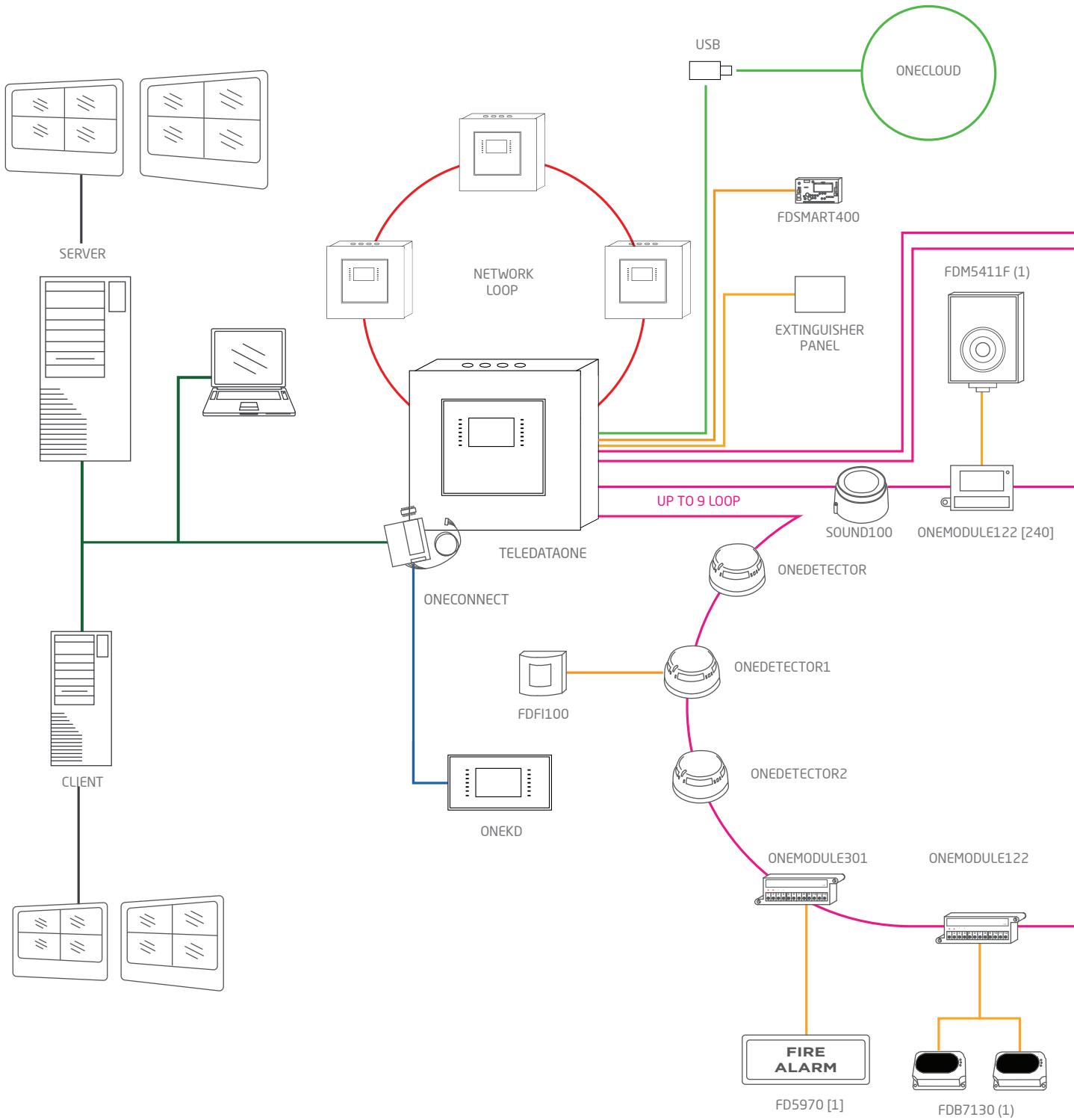


Teledata has been designing and manufacturing safety electronic devices for 40 years. In the early years, the company started its business manufacturing ad hoc electronic solutions for aerospace applications for national and foreign leader companies. This allowed the know-how of the company to achieve the highest levels in cutting-edge electronics sector.

During this period the company widened its horizons developing specific solutions for the safety field, which in the early eighties occupied a market in which no standard solution existed.

Over the years, Teledata continued investing in the safety field combining system design with large-scale manufacturing of high technological content. The company continued with the design and manufacturing of electronic devices, while constantly generating and increasing the value chain benefiting the final customers.

Teledata today offers a self production range of safety system and fire prevention products; it has an important presence on the international market, and gives an important contribution to export the Made in Italy excellence. The company participates in several national and international work committees sharing experience, necessities, goals, actions and values to have previews and perspectives for tomorrow's market.



**TCPIP NETWORK**  
(CAT5 cable)

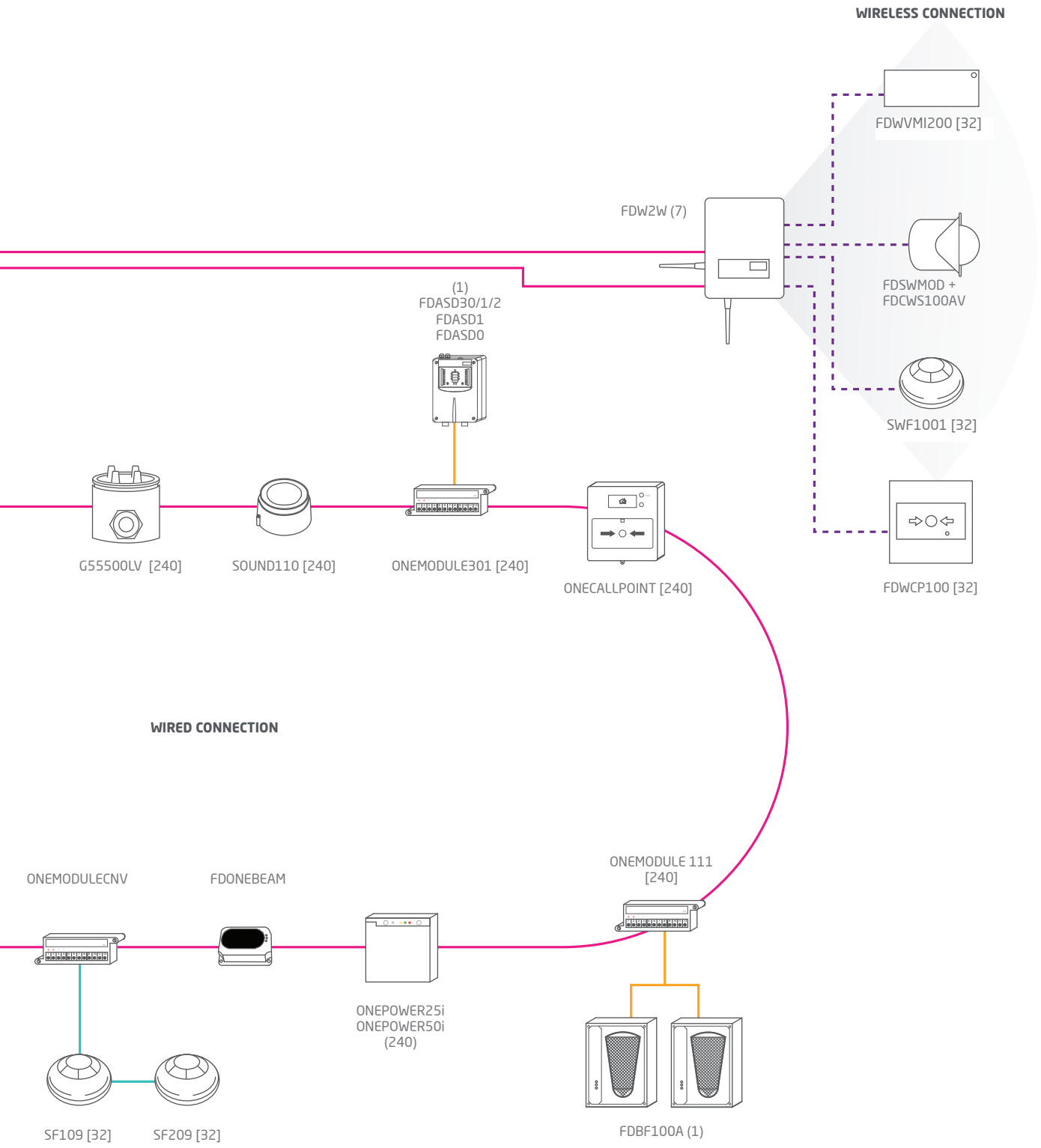
**RS485 LINE**  
(Shielded, ant flame cable with 2 connectors for power supply and 2 connectors RS484 for signal)

**SIGNAL**  
(Shielded, ant flame cable with 2 connectors for power supply and 2 connectors RS484 for signal)

**POWER SUPPLY AND SIGNAL**  
(Shielded, ant flame cable with 2 connectors for signal and power supply)

**WIRELESS**  
(Radio connection with 870 MHz Frequency)

**NETWORK LOOP**  
(Cat 5 cable)



**USB**  
(Upload download programming)

**CLOSE LOOP WITH POWER SUPPLY**  
(Shielded, ant flame cable with 2 connectors for signal and power supply)

**(x)** = Maximum Number of connected device.  
The devices can be added together ex: (x) + (x)


**[x]** = Maximum Number of connected device.  
The device cannot be added together ex: (x) or

# Superior technology and ease of use



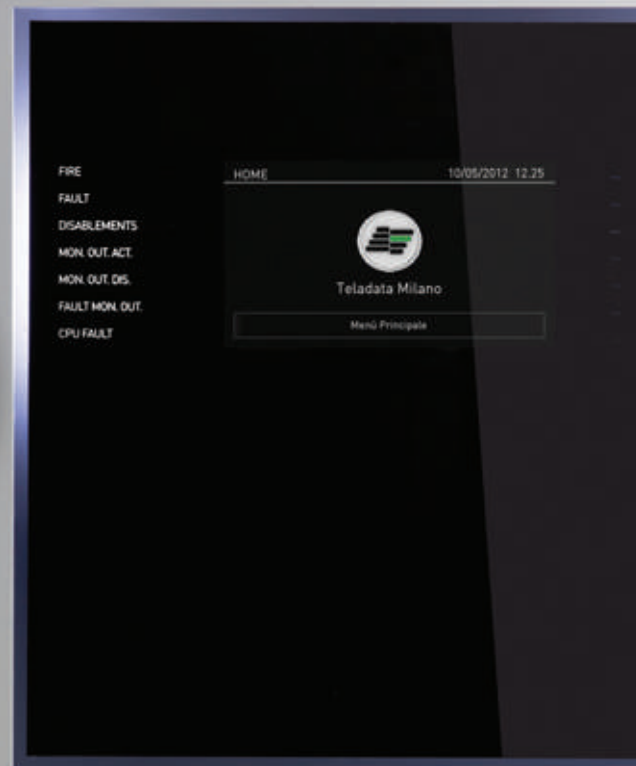
## 1. End User

For the first time in the fire industry, even the end-user can interact with a control panel! End-user can access to their own personal screen at any time, without a password, allowing them to see the events divided by: All , Alarms, Faults, Dates, Loop or by area. Or simply call assistance with a touch!



## 2. Log In

Once logged on the system, the end-user, maintenance technician or programmer will gain immediate access to his own user menu. Only the 4-6 keys specially designed for each user will appear on the touch screen! Everything is quick and easy: mistakes are virtually impossible! Finally a fire control panel that's easy-to-understand!



## 3. Operator Menu

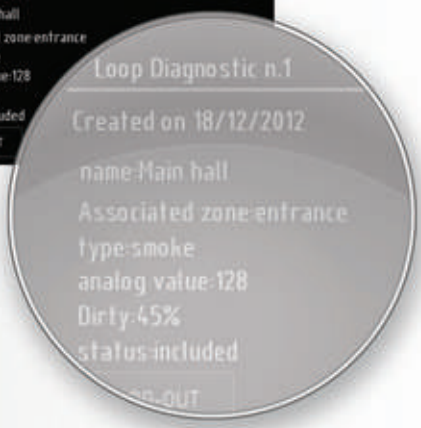
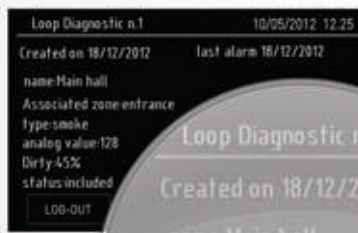
Teledata one is a maintenance technician's dream. Traditional fire control panel force you to use conventional mini displays, often poorly back-lit, with endless menus, perhaps not even in your language, or require you to connect to a pc,

# make this system truly UNIQUE!



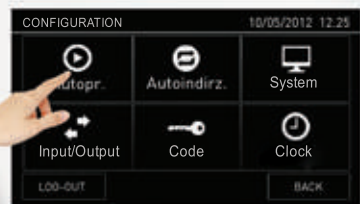

## 4. Diagnostic Map

Teledata One displays the status of the system in a single glance, thanks to its diagnostic map which provides full information: immediately visualizing detectors, input/output modules and all wireless devices market with a "W". The level of dust and consequent inefficiency of a detector is indicated with different colours.



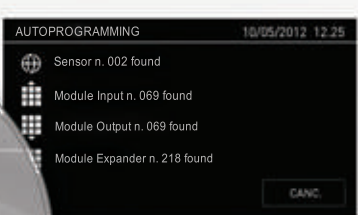
## 5. Detailed Information

By touching the icon of the device, detailed information will appear about the exact percentage of dust, making it easier to plan periodic maintenance. Since dusty detectors are no longer able to detect any smoke, you always need a complete maintenance tool for the entire system at your fingertips.



## 6. Configuration Menu

Teledata One is also the dream of every installer: it is autoaddressable, with no need for time-wasting dip-switches or conventional programming devices.



## 7. Autoprogramming

The control panel reads the entire field and automatically programs all the devices. Next, the diagnostic map displays everything that's been programmed by the control panel. It's so simple!

# Completely touch screen and the new fire alarm system



## Unique Design.

Its name is One, since it offers all the information and instructions you need on a single touch screen!  
A unique Italian design with programmable side led.



## Touch Interface.

It's made to be touched: the first certified fire panel fully touch!  
A totally touch screen panel with easy use interface.



# expandable to 9 loops, is made in Italy"



### Custom.

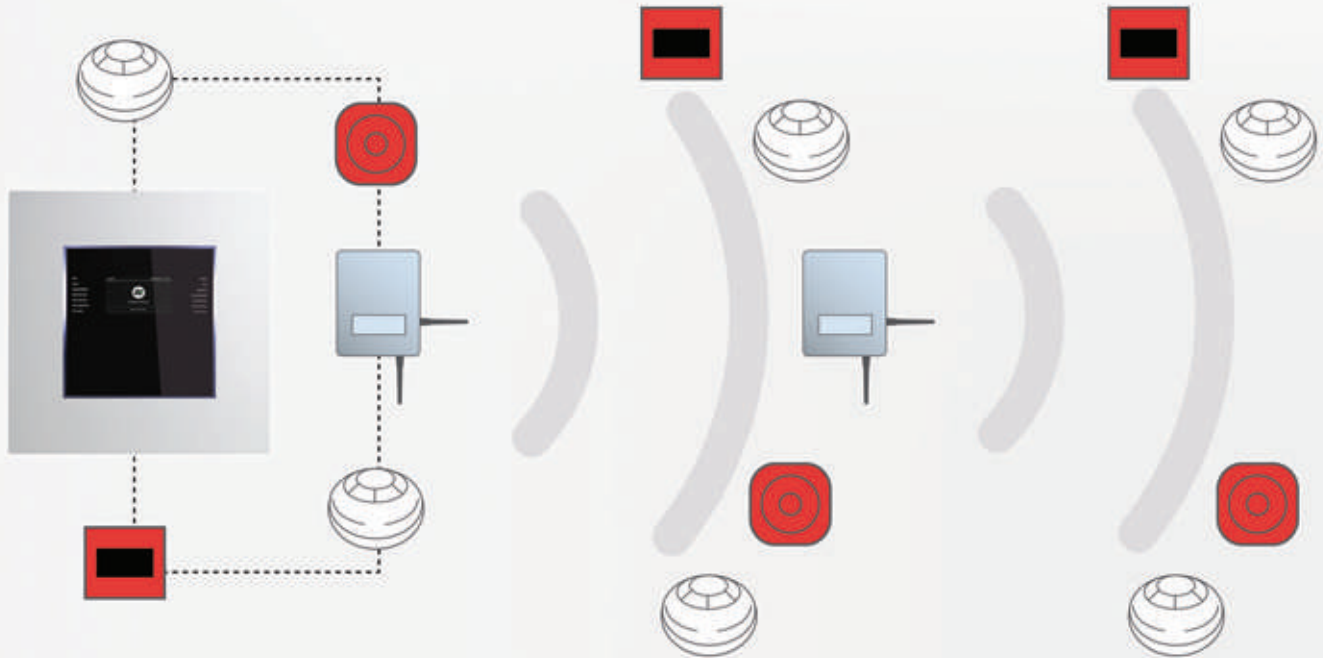
Teledata One is available in: White, black, or in custom painted shades colours. A refined object of refined Italian design, which can also feature your trademark, since it is completely customizable, even with: White or tri-color backlighting LED. Fully customizable for OEM, certificate, logo and color.



### All languages.

A superior quantity of characters and symbols. Up to 111 languages.

# Safety & All in one!..



## Wireless.

Hybrid solution for wired and wireless devices.

When combined with the extensive range of compatible industry leading control equipment, Teledata offers the most flexible wireless fire solution available today. Translator Modules are connected onto the control panel loop wiring, either on their own to form a fully wireless system, or mixed with wired field devices to form a Hybrid system. Each of these Translator Modules communicates with up to 128 field devices via a proven wireless protocol, processing the messages received from the field devices and transmitting information about themselves and the devices they support to the system's control equipment. All field devices have a wireless range of 150m in free air, but where greater distances are required the system is supported by a range of Expander and Router Modules which help

to propagate the radio signals. Multiple Translator Modules can be used on each control panel loop and each Translator Module can support multiple Expander Modules making it possible to configure systems of virtually any size and complexity. Where a non-addressable system or a system with an unsupported protocol is present, wireless detection devices can still be achieved in specific areas with the deployment of one Expander Module.

**Simplicity**  
All for you!

FIRE System



**Multi protocol.**

Multi protocol devices and detectors.



**Expandibility.**

Connect up to 128 panels on a network loop, to manage massive systems with more than 250,000 devices.



**Redundancy.**

The only fully redundant control panel made in Italy! All the individual components, from the CPU, to the power unit and other parts, can be redundant, to protect people's lives better, well beyond ordinary fire-prevention standards.



## > TELEDATAONE 1 loop expandable to 9 addressable fire alarm control panel



TeledataOne, is the fire alarm control panel of the future, completely made in Italy. First alarm control panel with touch-screen technology certified EN 54-2 and 4. The GUI interface is user friendly, you can program the panel without the use of any manual. There are three access levels which facilitate the ease of use of each type of operation (installation, maintenance and End User visualization). TeledataOne is expandable up to 9 loops. With TeledataOne you can connect up 2160 devices, in fact each loop supports 240 devices. If you want to connect more loop devices you can create a ring of One through the OneRing, so your building will be even more secure.

TeledataOne allows to use addressable wireless devices and wired device in the same system. The panel records each alarm and fault, so they are visible into "historical events", you can filter and search each event by date, events type, zones and loops. All the historical events and the diagnostics of all the devices can be exported easily with a USB pendrive from the TeledataOne Panel.

TeledataOne also have a unique stylish design, the mechanical chassis is also available in different colors. The high-end technological background effect with a different LED colors can be added or removed. Also, on request, Teledata allow you to customize the panel inserting the digital logo of your company on the touch screen. TeledataOne is an international product, it manages up to 111 languages and their alphabets. To increase even more the easy of use for the programming of the TeledataOne panel there is OneCloud, the new area of commissioning! Thanks to OneCloud you can configure the panel with any type of device (PC, smartphone, tablet...) comfortably, far from central panel, and import the configuration on your TeledataOne easily with a USB pendrive



**HARDWARE features**

- Addressable fire alarm panel with 32-bit microprocessor
- LCD touchscreen display (480x272 TFT 4.3")
- Back light on/off and three settable colors
- 1 addressable loop, expandable up to 9 loops (with 4 ONE2) configurable as open or closed
- Digital protocol
- Frontal LEDs with three settable color: white, blue and green
- each loop supports 240 addressable devices
- Short-cut circuit protection
- 14 front LED for events
- Silenceable and excludable signaling buzzer
- 1 monitored output for siren or dialer (24Vdc 1A)
- General Output dry contact 1A 30Vdc 120 Vac
- 1 general open collector output
- 1 RS 485 line for peripherals (maximum current value)
- 1 RS 232 and 1 micro USB for programming and remote management
- Ethernet card 10 Mbit/s (Optional ONECONNECT)
- 56 LED zone (option card ONE56)
- Ring Network Card between central (optional ONERING tab)
- Maximum 14 remote control panels can be connected to the RS485 BUS max 800m distance (ONEKBD)
- With four additional One2 needed supplementary power supply (ONEPW)
- Two 12 V Battery: capacity 17Ah each
- Automatic test of efficiency batteries and battery disconnection in case of deep discharge
- Auxiliary power output 24 Vdc 500mA with shortcut protection
- Dimensions: 410 x 410 x 120 mm
- Weight: 6,1Kg (without batteries)
- Power supply: 230Vac
- Current absorption: 300mA
- Maximum current external loads: 500mA
- Operating Temperature: 0C°/ +50C°
- Maximum current on loop: 500mA

**SOFTWARE features**

- 240 addressable devices for one loop
- hybrid systems wired/radio
- 192 programmable zones
- 192 logic functions
- more than 1000 events reported into archive
- Internal clock
- Auto programming analog devices on loop
- Mapping analog devices on the loop
- Ring connection with other stations using a fault tolerant network
- Multilingual management
- Customizable with personal logo
- Management of detectors and analog modules of different types:
  - Managed Thermal and optical detectors in the sema loop
  - Input modules
  - Output Modules
  - Buttons addressed
  - Analogue Addressable Sirens multiprotocol
- Colorful LED selectable
- Programmable locally or remotely by dedicated software
- Multi - Protocol Teledata and Apollo
- MODBUS TCP/IP/MODBUS RTU protocol over IP (TCP option card MCGTWMDB)
- Certified Product Standards EN54-2 and EN54-4
- CE Marking (EMC low-voltage directive)


**Available Protocols for Teledata System Dealer:**



**Available Protocols for OEM Panel Partner:**



**Custom Colors**





## > ONEMINI 1 loop addressable fire alarm control panel



### HARDWARE Features

- Addressable 32-bit microprocessor panel with graphical touchscreen display (480 x 272 TFT 4.3 ")
- 1 addressable loop with digital protocol configurable as open or closed
- 240 addressable devices on loop
- Up to 14 remote control panels can be connected to the RS485 BUS max 800m distance (cod. Art. ONE KBD)
- Short circuit protection
- 14 Front LEDs
- 2 monitored output for siren or optical-acoustic signaling (24Vdc 1A)
- General clean contact output 1A 30Vdc 120 Vac
- 1 general fault output
- 1 RS 485 for peripherals
- 1 RS 232/micro USB for programming and remote management.
- Ethernet card 10-100 Mbit/s (optional cod. Art. PTLAN)
- 16 LED zones
- Ring network adapter between panels (optional cod. Art. ONERING)
- Battery capacity: 2 x 7.2 Ah
- Efficiency test batteries and battery disconnection in case of deep discharge
- Operatin temperature from 0° to 50° degrees
- Auxiliary power output 24 Vdc 500mA with short protection
- Dimensions: 330 x 310 x 80 mm
- Power supply: 230Vac

### SOFTWARE Features

- Up to 240 addressable devices for the loop
- Hybrid system wired/radio
- Division up to 192 areas
- 96 logic functions
- Store more than 1000 events
- Auto programming analog devices on loop
- Mapping analog devices on loop
- Ring connecting with other central using a fault tolerant network
- Multilingual management
- Fully customizable with personal logo, Color
- Management of detectors and different types of analog modules
  - Thermal and optical detectors mixed
  - Input Modules
  - Output Modules
  - Buttons addressed
  - Analog Addressable sirens multiprotocol
- TCP/IP Protocol MODBUS/MODBUS RTU over TCP IP (optional cod. Art. MCGTWMDB)
- Certified Product Standards EN54-2 and EN54-4


### Available expansion and accessories for One Mini

- ONE RING
- ONEKBD
- ONECONNECT
- ONE16
- FDSMART400

CODE	DESCRIPTION
ONEMINI	Complete of every characteristic
ONEMINIL	Like ONEMINI but without ONERING and ONEKBD
ONEMINISL	Like ONEMINI but without ONERING and ONEKBD and up to 120 devices

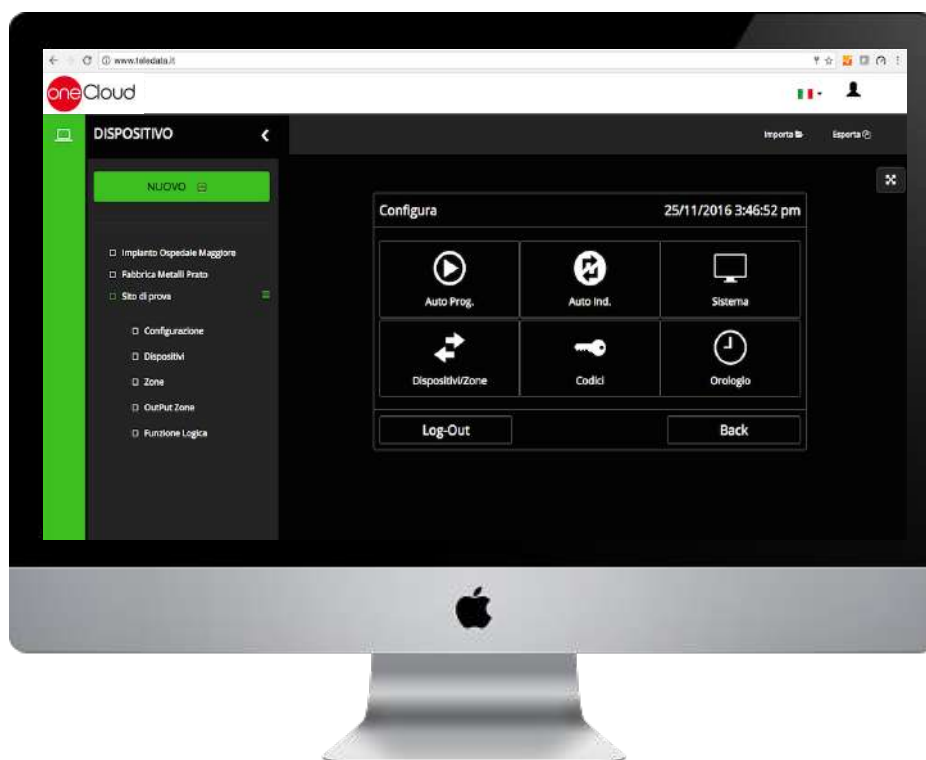


## Custom Colors



Programming Software on Cloud

> **ONECLOUD** The new area of commissioning!



[www.teledata.it](http://www.teledata.it)

With OneCloud, the commissioning now is more innovative. The panels has different modes of programming capability, such as USB import, and direct programming from the touch screen; OneCloud innovated cloud based programming, allowing the engineer to program the panel over the cloud saving time and visits to site.

Additional unique industry benefits of OneCloud are:

- Same identical and user friendly GUI Interface of all the Teledata panel range (It's not necessary to learn two different programming tool anymore)
- Full back up of all your customers vital programming
- Live remote support on the actual programming which would be installed on site (done with customer authentication sharing permission)

Everything free of charge!



## > ONE2 Expansion card with 2 loops for TeledataOne Panel


### Functional Features

With ONE2 you can extend the management capabilities of TeledataOne. ONE2 card has 2 supplementary loops, both have the same features of the master panel. The mounting is internal to the fire alarm panel.

### Technical Features

- 2 loops
- Up to 4 One2 for one TeledataOne
- Certified device according to EN54-2
- Loop configurable as open or closed loop
- Maximum number of devices per loop: 240
- Internal mounting of the center by connector of the master board
- 2 programmable relay output of monitored alarm
- Multi - Protocol Teledata Apollo

## > ONE56 LED board for alarm of zones for TeledataOne Panel



### Functional Features

The LED board ONE56 can be placed below the display of TeledataOne, without modifying form and design. Thanks to this LED board you can have a light alarm signal of zones and will be possible to identify faster the number of active zones.

### Technical Features

- Number of visualizable zones: 56
- Operating Temperature: -5 ° C/+ 40 ° C
- Dimensions: 219x58mm
- Red LED Color
- Powered directly by the panel

## > ONE16 LED board for alarm of zones for OneMini Panel



### Functional Features

The LED board One16 can be placed below the display of OneMini, without modifying form and design. Thanks to the LEDs you can have a light alarm signal of zones and will be possible to identify faster the number of active zones.

### Technical Features

- Number of visualizable zones: 16
- Operating Temperature: -5 ° C/+ 40 ° C
- Red LED Color
- Powered directly by the panel



## > ONEPW Auxiliary power supply for full configuration of TeledataOne

### Functional Features


Auxiliary power supply for the TeledataOne, necessary if expansion cards or accessories are installed on the panel

### Technical Features

- 100-240VAC Input - 1.2A
- 50/60 Hz
- Output - 27V, 2.3A
- Operating Temperature: -5 ° C/+ 40 ° C
- Dimensions: 180x61x349mm



## > ONERING Card for ring networks between TeledataOne / OneMini Panels



### Functional Features

With One Ring you can connect in a ring network up to 32 TeledataOne, so is possible to create a system that shares all informations of each single panel.

### Technical Features

- CAN BUS Connection
- speed communication up to 50 Kbps
- High fault tolerant, able in the presence of network failure, to maintain the necessary information pass between the nodes
- Compatible with central Olympia - Teledata One
- Prepared for mounting inside the central Olympia/Teledata One
- Range up to 1.2 km with a special cable
- Consumption 250mA max - 50mA nominal
- 12 Vdc power supply from the central Olympia
- 24 Vdc power supply from the central TeledataOne

## > CONVERTERSINGLE Single mode optical fiber converter with ST connector for ONERING

*\*on request*



- Power supply: 12 V - 35 V
- Insulation between the ports: CAN/Power supply 2.5KV
- Consumption: 2.8 W/VA
- Maximum distance 10 Km
- Data rate: 5 kHz to 1MHz
- Extend six independent networks in the same optical fiber;
- Different connection topologies (Point to point, Single ring);
- Possibility to transmit I/O over long distance;
- Integrated auto-diagnostic system;
- Possibility to extend the network over long distances;
- Interchangeable optical fiber connectors (different distances and different optical fiber tipologies);
- High speed communication;
- No voltage drop;
- Big Temperature Range (-40° C to +85° C);
- Total electric insulation
- Insulation between the ports: CAN/Power supply 2.5KV

## > CONVERTERMULTI Multi mode optical fibre converter with ST connector for ONERING

*\*on request*



- Power supply: 12 V - 35 V
- Insulation between the ports: CAN/Power supply 2.5KV
- Consumption: 2.8 W/VA
- Maximum distance 550 m
- Data rate: 5 kHz to 1MHz
- Extend six independent networks in the same optical fiber;
- Different connection topologies (Point to point, Single ring);
- Possibility to transmit I/O over long distance;
- Integrated auto-diagnostic system;
- Possibility to extend the network over long distances;
- Interchangeable optical fiber connectors (different distances and different optical fiber tipologies);
- High speed communication;
- No voltage drop;
- Big Temperature Range (-40° C to +85° C);
- Total electric insulation
- Insulation between the ports: CAN/Power supply 2.5KV



## > ONECONNECT Network interface with WEB functionality



### Functional Features

- ETHERNET / Serial converter
- Modbus gateway

Basic functionality for centralization on Teledata supervision systems.

Advanced functionality through which the device is able to connect the Teledata fire alarm control panels (TeledataONE, MiniONE) to the outside world through the REST protocols and Modbus

### Technical Features

- Embedded LINUX operating system
- ARM Cortex7 type CPU
- 512Mb RAM
- 8Gb flash memory
- 3W CPU consumption

## > ONEMODBUS Network interface with WEB functionality



### Functional Features

- ETHERNET / Serial converter
- Modbus gateway

Basic functionality for centralization on Teledata supervision systems.

Advanced functionality through which the device is able to connect the Teledata fire alarm control panels (TeledataONE, MiniONE) to the outside world through the REST and Modbus protocols

### Technical Features

- Embedded LINUX operating system
- ARM CORTEX7 type CPU
- 512Mb RAM
- 8GB flash memory
- CPU consumption 3W

## > FDSMART400 3g dialer EN54 21 certified



### Technical Features

- 4G dialer with Touch screen integrated
- Multilanguage interface
- Available protocols Contact ID, SIA(1/3 livelli) e Fast format (scancom)
- SMS message system interface
- 4 Input and 4 relè outputs
- Certified EN54 21, EN50136-2, EN50131-1& EN50136-1 (grado 2 e 3)
- Power and consumption 9-28Vdc 151mA
- Working temperature -10C + 55 C
- Size 110x150 mm

## > TD594 General solid state



### Technical Features

- Solid state contact clean output
- Maximum current: 120 mA
- Maximum voltage: 100 V peak

## > TD607 Nac Expander for TeledataOne Panel



### Technical Features

- External Power Supply 5A
- Number of outputs 1
- Max Number of Sounders 148

## > TD615 Nac Expander for TeledataOne Panel



### Technical Features

- External Power Supply 5A ( for each output)
- Number of outputs 4
- Max Number of Sounders 148

> **ONEPRINTER** Printer for ONE control panels



**Functional Features**

Serial printer in wall-mounted case, connectable to the TeledataOne and OneMini control panels

**Technical Features**

- Supply voltage: 24Vdc
- Thermal paper printing support
- Paper width: 58mm
- Roll diameter: 39mm
- Serial interface: RS232
- Size: 160x124x108mm

> **ONEMIMIC** Remote LED card



**Functional Features**

The ONEMIMIC module connects to the TeledataOne control panel via RS-485 bus. Provides information on the status of the fire detection system, both general and by areas status. It is equipped with 48 outputs for area LEDs, plus a serie of outputs for general fault indications. There is also a button to test the flashing of the LEDs. ONEMIMIC supports the activation of 4 LED blocks that can be set by DIP SWITCH as it must be able to manage up to 192 areas. ONEMIMIC is supplied in a wall-mounted case.

**Technical Features**

- Supply voltage: 24Vcc
- Transmission protocol: RS485
- Size: 243x138x45mm
- Pre-painted sheet 1 mm thickness metal case

> **ONEKBD** Remote Touch screen panel with iron case for TeledataOne and One Mini



**Functional Features**

Same as to the TeledataOne the OneKBD is easy and intuitive to use. All functions can be reached with a touch according to the different levels of access. It offers the possibility of events and historical display .


**Technical Features**

- graphical touch screen display (480x272 TFT 4.3 ")
- 14 front LED
- 2 line RS 485 for the connection
- Operating Temperature: -5°C/+40°C
- Power supply: 27.6vdc
- Consumption: 90mA
- Talk Speed: 38400 bps
- Maximum number of ONEKBD that can be connected to a control center: 14
- Dimensions: 210x120x30 mm
- Weight: 1kg
- Level of protection: IP30


**Custom Colors**



**MARBLE**



CARRARA



BLACK

**CUSTOM**





## > **ONEDETECTOR** Multi-Criteria Dual Optical and Thermal detector with short circuit isolator

### Functional Features

The OneDetector Multi-Criteria Dual Optical and Thermal detector is the latest in smoke detector technology. The first ever detector approved with three standards EN54-5, EN54-7 and EN54-29. Part 29 is the new standard of Fire Detectors defining the requirements for multiple sensor detectors.

OneDetector ensures the analysis of the air condition and the temperature of the protected area, it has immunity to false alarms utilising the dual-path optical smoke detection technologies and algorithms designed for the EN54-29 for improved performance.

The 360° visible LED with three different colours signals a condition of alarm (red), fault (yellow) and localization (green).

Each detector is provided with an integrated isolator circuit, that automatically takes action. The address can be programmed by the touch-screen digital programmer ONEPROGRAMMER. It is provided with tools for base numbering and locking pin against unwanted removal to provide the highest level of safety and system reliability.

### Technical Features

- Low profile thermal and thermovelocimetric smoke detector to be combined with ONEBASE
- Thermovelocimetric function at 58°C
- Thermal function at 78°C
- Built with multicolored plastic material, modern design.
- It can be programmed to operate at 58°C or 78°C
- Built with ABS plastic material with stabilized UV,
- Modern and compact design, low aesthetical impact
- Integrated self adapting function, to suit environmental changes
- Remote LED control option
- Power supply: 18-35 V
- Average current consumption: 90 uA
- IP40 degree of protection
- Maximum current consumption remote LED: 15 mA
- Operating temperature: - 30°C + 70°C
- Max humidity: 95% non-condense
- Height: 48 mm with base
- Diameter: 92 mm
- Weight with base: 120 g



## > **ONEDETECTOR1** Dual Optical detector with short circuit isolator

### Functional Features

The OneDetector1 ensures an analysis of air condition and temperature of the protected area, and immunity to false alarms utilising the dual-path optical smoke detection technologies and algorithms for improved performance.

The 360° visible LED with three different colours signals a condition of alarm (red), fault (yellow) and localization (green).

Each detector is provided with an integrated isolator circuit, that automatically takes action. The address can be programmed by the touch-screen digital programmer ONEPROGRAMMER. It is provided with tools for base numbering and locking pin against unwanted removal to provide the highest level of safety and system reliability.

### Technical Features

- Low profile optical smoke detector to be combined with ONEBASE
- Built with ABS plastic material with stabilized UV,
- Modern and compact design, low aesthetical impact
- Integrated self adapting function, to suit environmental changes
- Remote LED control option
- Power supply: 18-35 V
- Average power consumption: 90 uA
- IP40 degree of protection
- Maximum current consumption remote LED: 15 mA
- Operating temperature: - 30°C + 70°C
- Max humidity: 95% non-condense
- Height: 48mm with base
- Diameter: 92mm
- Weight with base: 120g



## > **ONEDETECTOR2** Thermal and thermovelocimetric detector with short circuit isolator

### **Functional Features**

The OneDetector2 ensures the analysis of the air temperature of the protected area and immunity to false alarms.

The 360° visible LED with three different colours signals a condition of alarm (red), fault (yellow) and localization (green).

Each detector is provided with an integrated isolator circuit, that automatically takes action. The address can be programmed by the touch-screen digital programmer ONEPROGRAMMER. It is provided with tools for base numbering and locking pin against unwanted removal to provide the highest level of safety and system reliability.

### **Technical Features**

- Low profile thermal and thermovelocimetric smoke detector to be combined with ONEBASE
- Thermovelocimetric function at 58°C
- Thermal function at 78°C
- Built with multicolored plastic material, modern design.
- It can be programmed to operate at 58°C or 78°C
- Built with ABS plastic material with stabilized UV,
- Modern and compact design, low aesthetical impact
- Remote LED control option
- Power supply: 18-35 V
- Average current consumption: 90 uA
- IP40 degree of protection
- Maximum current consumption remote LED: 15 mA
- Operating temperature: - 30°C + 70°C
- Max humidity: 95% non-condense
- Height: 48 mm with base
- Diameter: 92 mm
- Weight with base: 120 g

> **ONEBASE** Base for ONEDETECTOR

**Functional Features**

Built with ABS plastic material with stabilized UV, modern design.  
It can be used for the mounting of any detector belonging to ONEDETECTOR series.

**Technical Features**


- Diameter: 92 mm
- Height: 16 mm
- Weight: 35 g
- Operating temperature: -30°C + 70°C
- Max. humidity: 95% non condensing
- Output for remote optical repeater




**Custom Colors**

> **COLORDETXX** Custom colors for OneDetectors *\*on request*

**MARBLE**




CARRARA



BLACK

**WOOD**




CHERRY

**METAL**



GOLD



ALLUMINIUM

**CUSTOM**





## > ONECALLPOINTPLUS Addressable call point

### Functional Features

Activation is signaled with a red led and glass break effect, the call point can be reset with the provided key.

Each call point is provided with integrated short circuit isolator that automatically takes action in case of need.

The address can be programmed by means of the programmer or with the addressing function of Teledata smoke detection panels. It is provided with tools for base numbering and locking pin against unwanted removal.

### Technical Features

- Provided with integrated isolator circuit
- Red color led
- Flush-mounted installation tool included
- Power supply: 18-35V
- Average current consumption: 120 uA
- LED current consumption: 6mA (24V- line)
- Operating temperature: -20°C + 65°C
- Max. humidity: 95%
- Dimension: 87x87x54 mm
- Max. Cable cross section 2.5 mm



## > FDBBR Enclosure for call point IP 55





## Addressable module with integrated isolator in Micro format

### > ONEMICROM10

Input addressable module with short circuit isolator in Micro format

### > ONEMICROM01

Output addressable module with short circuit isolator in Micro format

### > ONEMICROM11

Input and output addressable modules with short circuit isolator in Micro format



#### Functional Features

Using these devices it is possible to interface the loop with different systems, or to activate, by means of output modules any type of device (sounders, light signals, fire doors electromagnets, etc.).

Reduced dimension allows device installation in any environment type.

Devices are provided with integrated short circuit isolator, and addresses can be programmed by means of the programmer or with the addressing function of Teledata smoke detection panels.

#### Technical Features

- Monitored input able to detect different thresholds
- Average current consumption: 120 uA
- LED current consumption: 6mA (24V- line)
- Provided with integrated isolator circuit
- Relay output: 30Vdc 2°
- Operating temperature: -30°C + 70°C
- Max. humidity: 95% non condensing
- Max. Cable cross section 1.5 mm
- Power supply: 18-35V
- Dimensions: 58x28x15 mm
- Weight: 13g



## Addressable modules and multi-modules with integrated isolator

Using these devices it is possible to interface the loop with different systems, or to activate, by means of output modules, any type of output (sounders, light signals, fire doors electromagnets, etc.).

### > ONEMODULE300

3 input addressable module with short circuit isolator

### > ONEMODULE310

3 input, 1 C form output addressable module with short circuit isolator

### > ONEMODULE301

3 input and 1 monitored output addressable module with short circuit isolator

### > ONEMODULE111

1 input, 1 C form output and 1 monitored output addressable with short circuit

### > ONEMODULE120

1 input, 2 C form output addressable module with short circuit isolator

### > ONEMODULE110

1 input, 1 C form output addressable module with short circuit isolator

#### Functional Features

Reduced dimension permits device installation in any environment type. Devices are provided with integrated short circuit isolator, and addresses can be programmed by means of the ONEPROGRAMMER programmer.

#### Technical Features

- Monitored input able to detect different thresholds
- Average current consumption: 120 uA
- LED current consumption: 6mA (24V- line)
- Provided with integrated short circuit isolator
- Relay output: 30Vdc 1A
- Operating temperature: -30°C + 70°C
- Max. humidity.: 95% non condensing
- Max. Cable cross section 2.5 mm
- Power supply: 18-35V
- Dimensions: 106x54x27 mm
- Weight: 70g



>**ONEMODULE420** Addressed module with 1 input 4-20mA 1 C from output



**Functional Features**

Through use of this device it is possible to interface to the LOOP devices with 4-20mA interface, both negative and positive reference type, it is also possible to pilot any type of siren, luminous plate, electromagnets, etc. ONEMODULE420 is equipped with on-board short-circuit isolator. The address is programmed via ONEPROGRAMMER.

**Technical Features**

- Power supply: 18-35V
- Relay output: 30 Vdc 1 A
- Average current consumption 140uA
- LED current consumption: 6mA a 24V
- Operation temperature: -30°C +70°C
- Max humidity: 95% without condensation
- Cable max section: 2,5mm
- Size: 106x54x27mm
- Weight 70g

>**ONEMODULECNV** Addressed module for the management of conventional detectors, 1 conventional input, 1 Form C output



**Functional Features**

Through use of this device it is possible to interface to the LOOP with conventional type devices, it is also possible to pilot any type of siren, luminous plate, electromagnets, etc. ONEMODULECNV is equipped with on-board short-circuit isolator. The address is programmed via ONEPROGRAMMER.

**Technical Features**

- Power supply: 18-35V
- Average current consumption 140uA
- LED current consumption: 6mA a 24V
- Operation temperature: -30°C +70°C
- Max humidity: 95% without condensation
- Cable max section: 2,5mm
- Size: 106x54x27mm
- Weight 70g

>**ONEMODULE230** Addressed module 1 input, 1 high power load relay output



**Functional Features**

Through use of this device it is possible to interface to the LOOP with conventional type devices, it is also possible to pilot any type of siren, luminous plate, electromagnets, etc. ONEMODULE230 is equipped with on-board short-circuit isolator. The address is programmed via ONEPROGRAMMER.

**Technical Features**

- Power supply: 18-35V
- Average current consumption: 140uA @24V
- LED current consumption: 4.5 mA @ 24V
- Relay output: 1 Form C , 16A @ 250V
- Voltage output monitoring
- Input max voltage: 32V
- Operating temperature: -30°C +70°C
- Max humidity: 95% without condensation
- Size: 90x64x32mm
- Din or wall mounting



## > SOUND100 Addressable sounder EN54-3 with short circuit isolator



### Functional Features

Sound emission can be manually adjusted on the sounder itself.  
At the moment of activation, groups of sounders can be synchronized.

Each sounder is provided with integrated isolator circuit, that automatically takes action in case of need. Addresses can be programmed by means of the programmer or with the addressing function of Teledata smoke detection panels.

### Technical Features

- Red plastic enclosure
- Provided with integrated isolator circuit
- Power supply: 19-30Vdc (per EN 54-3)
- Average power consumption: 120 uA
- Current consumption with operating sounder: 5-7mA (24V-line)
- Sounder output: 107 dB
- Initiation tripping time: 2 sec
- IP degree: IP65
- Max. Cable cross section 2.5 mm<sup>2</sup>
- Operating temperature: -10°C /+55°C
- Max. humidity: 85% non condensing
- Dimensions: diameter 100mm height 92mm
- Weight: 190g

---

## > SOUND101 Addressable sounder EN54-3 with flashing light and short circuit isolator



### Functional Features

Sound emission can be manually adjusted on the sounder itself.  
At the moment of activation, groups of sounders can be synchronized.  
Each sounder is provided with integrated isolator circuit, that automatically takes action in case of need. Addresses can be programmed by means of the programmer or with the addressing function of Teledata smoke detection panels.

### Technical Features

- Red plastic enclosure
- Provided with integrated isolator circuit
- Power supply: 19-30Vdc (for EN 54-3)
- Average power consumption: 120 uA
- Current consumption with operating sounder: 5-7mA (24V- line)
- Sounder output: 107 dB
- Initiation tripping time: 2 sec
- IP degree: IP65
- Max. Cable cross section 2.5 mm<sup>2</sup>
- Operating temperature: -10°C /+55°C
- Max. humidity: 85% non condensing
- Dimensions: diameter 100mm height 92mm
- Weight: 190g



> **SOUND110** Addressable sounder with flashing light EN54-3 and 23 and short circuit isolator



**Functional Features**

Sound emission can be manually adjusted on the sounder itself. At the moment of activation, groups of sounders can be synchronized. Each sounder is provided with integrated isolator circuit, that automatically takes action in case of need. Addresses can be programmed by means of the programmer or with the addressing function of Teledata smoke detection panels.

**Technical Features**

- Red plastic enclosure
- Provided with integrated isolator circuit
- Power supply: 19-30Vdc (for EN 54-3)
- Average power consumption: 120 uA
- Current consumption with operating sounder: 30mA (24V- line)
- Sounder output: 97 dB
- Initiation tripping time: 2 sec
- IP degree: IP65
- Max. Cable cross section 2.5 mm<sup>2</sup>
- Operating temperature: -10°C /+55°C
- Max. humidity: 85% non condensing
- Dimensions: diameter 95mm height 125mm
- Weight: 305g

> **SOUND330** Addressable sounder with flashing light EN54-3 and 23 and short circuit isolator (UNI 11744)



**Functional Features**

Sound emission can be manually adjusted on the sounder itself. At the moment of activation, groups of sounders can be synchronized. Each sounder is provided with integrated isolator circuit, that automatically takes action in case of need. Addresses can be programmed by means of the programmer or with the addressing function of Teledata smoke detection panels. UNI 11744 compliant.

**Technical Features**

- Red plastic enclosure
- Provided with integrated isolator circuit
- Power supply: 19-30Vdc (for EN 54-3)
- Average power consumption: 120 uA
- Current consumption with operating sounder: 30mA (24V- line)
- Sounder output: 97 dB
- Initiation tripping time: 2 sec
- IP degree: IP65
- Max. Cable cross section 2.5 mm<sup>2</sup>
- Operating temperature: -10°C /+55°C
- Max. humidity: 85% non condensing
- Dimensions: diameter 95mm height 125 mm
- Weight: 305 g



## > ONEBASES Base sounder \*OneDetector not included

### Functional Features

Virtual addressing.  
Wide input voltage range from 16 to 40 Vdc available in a standard 32-tone version with locally controllable output levels. Extremely low profile, protrudes only 28 mm from the wall, it is very acoustically-effective, it produces an omnidirectional audio output with low current levels.

### Technical Features

- Consumption: 3mA
- 4 volume levels
- 32 main tones + 32 alternatives
- Sound power up to 92dB



## > ONEBASELPG Base sounder with flashing light \*OneDetector not included

### Functional Features

Virtual addressing.  
Ideal for applications where an acoustic and visual alarm device is required. With low power consumption it combines a high-performance LED, specifically designed and approved to meet EN54-23

### Technical Features

- Consumption white LED:
  - high intensity 20mA
  - low intensity 12mAs
- Consumption red LED:
  - high intensity 18mA
  - low intensity 10mA
- Optical coverage white LED:
  - high intensity C3-15
  - low intensity C3-9
- Optical coverage red LED:
  - high intensity C3-10
  - low intensity open class
- 4 volume levels
- 32 main tones + 32 alternatives
- Sound power up to 92dB
- Synchronized flashes



## > ONEBASELPGAD Base sounder with flashing light \*OneDetector not included

### Functional Features


Physical addressing.  
Ideal for applications where an acoustic and visual alarm device is required. With low power consumption it combines a high-performance LED, specifically designed and approved to meet EN54-23

### Technical Features


- Consumption white LED:
  - high intensity 20mA
  - low intensity 12mAs
- Consumption red LED:
  - high intensity 18mA
  - low intensity 10mA
- Optical coverage white LED:
  - high intensity C3-15
  - low intensity C3-9
- Optical coverage red LED:
  - high intensity C3-10
  - low intensity open class
- 4 volume levels
- 32 main tones + 32 alternatives
- Sound power up to 92dB
- Synchronized flashes

## > COLORBASEXX Customization for base sounder series One \*on request

### MARBLE




CARRARA



BLACK

### WOOD




CHERRY

### METAL



GOLD



ALLUMINIUM

### CUSTOM





> **ONEPROGRAMMER** Programmer for addresses for devices in the OneProtocol

**Functional Features**

The ONEPROGRAMMER is a programming unit that allows to program and read the parameters stored in the analogue fire detection devices via a practical touch-screen display

**Technical Features**

- Reading and setting analogue address on a device.
- Reading of analogue and dirt values
- Reading the firmware version of the devices
- 2 rechargeable batteries
- Temperature range: from -30°C to +70°C
- Maximum humidity: 95% RH (in the absence of condensation)
- Size: 110x210x40,5mm ABS black
- Power supply: 12Vcc
- Power supply: 12Vdc 3 ° supplied

> **BOX500T** Smoke detector housing for duct installation

**Technical Features**

- Material of container: thermoplastic
- Two PVC probes for detection of smoke

> **DEMOKIT** TeledataOne wired demo kit



**Features**

Wired devices inside the TeledataOne DemoKit:

- TeledataOne
- OneDetector
- OneDetector + OneBaseLPG
- OneMicrom
- OneModule
- Sound110
- OneCallPointPlus

> **DEMOKITW** TeledataOne wired and wireless demo kit

**Features**

Wired devices inside the wireless TeledataOne DemoKit:

- TeledataOne
- OneDetector
- OneDetector + OneBaseLPG
- OneMicrom
- OneModule
- Sound110
- OneCallPointPlus

Wireless devices:

- FDW2W
- SWF1001
- FDWCP100
- FDCWS100



## > FDW2W Addressable wireless transceiver and protocol converter

### Functional Features

The device is able receive and convert from radio signal to Teledata protocol and vice versa. Thanks to FD2W you can add modules and detectors to loop, without to use wire, thanks to wireless technology. The device is able to address wireless devices.



### Technical Features

- Maximum number of wireless devices: 32 (with up to 16 output type modules)
- Maximum number of expanders connected: 7
- Communication to devices thanks to wireless technology
- Transmission range 200 meters free space and 600 meters with expander
- Programmable to query the devices from 12 seconds to 2 min.
- Programmable with a PC
- Powered by the central loop, 18V -40V
- Typical current 20mA Load
- Operating Frequency: 868.15-869.85 MHz
- Output power 5dBm (3mW)
- Modulation Type: FSK
- Radio Poll Interval: 12 sec. to 12 min.
- Number of channels: 7
- Operating temperature: -30 to +50 ° C
- Humidity: from 5% to 90%
- IP 51C
- Dimensions without antenna mm 120x160x51
- antennas Number: 2
- antenna size 74 mm
- Weight 300g



## > FDWE100 Expander radio

### Functional Features

- Power supply: 9-30 v
- Consumption : 15 mA at 24 Vdc and 30 mA at 12 Vdc
- High noise immunity
- Output power 5dBm ( 3mW )
- Manages up to 32 device (detectors and modules)
- Transmission range: 600m free space
- Maximum distance with FDW2W or FDWE100 form : 600m
- Operating frequency : 868 MHz
- Programming by pc
- Number of channels : 7
- IP 51C
- Operating temperature : -30 to +50 ° C
- Humidity : from 5 % to 90 %
- Dimensions without antenna mm 120x160x50
- antennas Number : 2
- antenna size 70 mm
- Weight 300g





> **SWF1001** Wireless Smoke detector

**Technical Features**

- Certificated n. 0832 – CPD – 1069
- multicolored modern design made of plastic.
- Self-adaptation to changing environmental conditions
- two-way communication protocol
- Tamper
- Equipped with dual battery with power reserve indicator
- Primary battery : CR123A
- Time battery duration: 3 – 5 years
- Secondary battery : CR2032A
- Operating frequency : 868 MHz
- operating frequency channels: 7
- Output power 5dBm ( 3mW )
- Modulation Type : FSK
- Maximum communication distance with FDW2W/ FDWE100 form : 200m
- Operating frequency : 868 MHz
- Operating temperature : -10 to +55 ° C
- Humidity : 95 % RH
- IP40 protection class
- Dimensions: 110x65 mm
- Weight 130g
- Tamper signaling
- Certified to EN 54-7 EN 54-25

**SWF3501** Wireless heat detector

**Technical Features**

- Certificated n. 0832 – CPD – 1068
- threshold alarm temperature: 58 ° C
- Certified to EN 54-5 EN 54-25

**SWF2001** Wireless multi-criteria detector

**Technical Features**

- Certificated n. 0832 – CPD – 1070
- threshold alarm temperature: 58 ° C
- Certified to EN 54-5 EN54-7 EN 54-25



> **FDWVM1200** Wireless input mini module

**Technical Features**

- Fitted with 2 two-colour LEDs
- Supplied with dual battery with low battery indication
- Primary battery: CR123A
- Secondary battery: CR2032A
- Relay output: 30Vdc 2A
- Tamper protection
- Operating temperature: -30C°+70°C
- Max humidity: 95% with no condensation
- Weight: 200g



## > FDWMCB200 Wireless out put relay module



### Technical Features

- High immunity to interference
- Maximum communication distance with FDW2W/ FDWE100 form : 200m
- Equipped with dual battery with power reserve indicator
- Operating frequency : 868 MHz
- Modulation Type : FSK
- operating frequency channels: 7
- Primary battery : CR123A
- Time battery duration: 3 – 5 years
- Secondary battery : CR123A
- IP 65
- 1 relay output : 30 Vdc , 2A , 60 W
- Output 12 / 24VDC : 30mA / 15mA
- wire diameter to clamps 0.5 - 2.5 mm<sup>2</sup>
- operating Humidity 95 % RH
- Operating Temperature : -30C ° to + 55 ° C

## > FDWCP100 Wireless addressed Call point, color Red



### Technical Features

- Equipped with dual battery with power reserve indicator in operation
- Maximum communication distance with FDW2W/ FDWE100 form : 200m
- Primary battery : CR123A
- Time battery duration: 3 – 5 years
- Secondary battery : CR2032A
- Operating frequency : 868 MHz
- Modulation Type : FSK
- operating frequency channels: 7
- Output power 5dBm ( 3mW )
- Tamper
- Operating Temperature : -10 ° C + 55 ° C
- Material: ABS
- Dimensions : 86x86x59 mm
- Weight 186 g ( without batteries )

## > FDCWS100 Sounder IP65 EN54 3



### Functional Features

Conventional sounder wall mounting modular and flexible design, easy to install

### Technical Features

- Addressable or wireless with the optional module FDALWSMOD or FDSGWSMOD
- Power supply voltage range 18Vdc - 40Vdc
- Activated current load (High Vol.) 11-25 mA at 24 Vdc
- Acoustic Frequency range 400-2900 Hz
- Maximum acoustic Output 100 dB(A) @ 1m
- Operating temperature range -25°C to +70°C
- Unit weight (inc Back box) 290g
- Max tolerated humidity 95% RH
- Waterproof
- IP Rating: (non condensing) IP65



### > FDCWS100AV Sounder with flash EN 54 3 and 23

#### Functional Features

Conventional sounder wall mounting modular and flexible design, easy to install. Possibility to mute the suonder and use only as flash indicator.

#### Technical Features

- Addressable or wireless with the optional module FDALWSMOD or FDSGWSMOD
- Power supply voltage range 18Vdc - 40Vdc
- Activated current load (High Vol.) 11-25 mA at 24 Vdc
- Acoustic Frequency range 400-2900 Hz
- Maximum acoustic Output 100 dB(A) @ 1m
- Operating temperature range -25°C to +70°C
- Unit weight (inc Back box) 290g
- Max tolerated humidity 95% RH
- Waterproof
- IP Rating: (non condensing) IP65

### > FDSGWSMOD Wireless module for FDCWS100 and FDCWS100AV sounders



#### Technical Features

- Operating frequency range: 868.15 Mhz-869.85Mhz
- Max radiated power: 5dBm(3mW)
- Radio signal modulation type: FSK
- Operating frequency channels: 7
- Communication range with the translator or the expander: < 150m (in spazio aperto)
- Primary and secondary power cell: CR123A (3 V & 1.2 Ah)
- Primary and secondary power cell lifespan: 5 anni/ 2 mesi
- BS EN 54-18:2005: Dispositivi Input/Output
- BS EN54-25:2008: Componenti che utilizzano collegamenti radio e requisiti di sistema



## > FDSGFI100 Wireless remote indicator



### Technical Features

- Remote indicator must be used with sensor in the ceiling or under floor.
- Operating frequency range: 868.15 MHz - 869.85 MHz
- Max radiated power: 5 dBm (3 mW)
- Radio signal's modulation type: FSK
- Operating frequency channels: 7
- Communication range with the translator or the expander: 200 m (in open space)
- Main battery type: CR123A (3 V & 1.2 Ah)
- Secondary battery type: CR123A (3 V & 1.2 Ah)
- Main battery life time: 5 years
- Secondary battery life time: 2 months
- Operating temperature: from 0 to +55 °C
- Max tolerated humidity (no condensing): 95% RH
- Dimensions : 87 mm x 87 mm x 68 mm
- Weight (without batteries:) 180 g

## > FDWD100 Wireless electromagnetic lock



### Functional Features

The FDWD100 wireless electromagnetic lock is compatible with Teledata radio receivers FDW2W and radio expansions FDWE100.

The radio signal processing algorithms combined with the latest magnet technology guarantees the highest level of safety and reliability.

### Technical Features

- Frequency range: 868-870MHz
- Max. Radio power: 14dBm(25mW)
- Channels number: 7
- Communication range: <200m (in open air)
- Size: 90x135x54mm
- Batteries: 2xCR123
- Weight: 740g
- Temperature: -10°C/+55°C
- Max humidity: 95%RH
- Degree of protection IP30
- Magnet Force: 200N
- Batteries average duration: 5 years

### Certifications

- BS EN 1155: electrically powered hold open devices
- BS EN 7273-4:2015: actuation of release mechanism for doors

## > FDSGRBS100 Wireless sounder base



### Technical Features

- The wireless sounder base is a device that activates its output when ordered so by the control panel in the event of fire alarms. Wireless sounder base is designed to act as a supporting mean for the installation of wireless detectors.
- Operating frequency range: 868 MHz
- Radiated power: 5 dBm (3 mW)
- Usable operating frequency channels: 7
- Radio signal's modulation type: FSK
- Communication range with wire to wireless device or wireless expander device: 200 m in open space
- Main battery type: CR123A (3 V & 1.2 Ah)
- Secondary battery type: CR123A (3 V & 1.2 Ah)
- Main battery life time 5 years
- Secondary battery life time 2 months
- Operating temperature range: from -10 °C to +55 °C
- Maximum tolerated humidity - with no condensing: 95 % RH
- Maximum volume range at 1m -selectable: from 89 dBA to 91 dBA
- Device output tone's frequency range: 440 Hz to 2900 Hz
- Ingress protection rating: IP 21C
- Device's dimensions: 120 mm x 52 mm
- Device's weight: 150 g

## > FDSGRBS100-AV Wireless sounder base with beacon



### Technical Features

- The wireless audiovisual sounder base is a device that activates its output when ordered so by the control panel in the event of fire alarms. Wireless sounder base is designed to act as a supporting mean for the installation of wireless detectors.
- Operating frequency range: 868.15 MHz - 869.85 MHz
- Radiated power: 5 dBm (3 mW)
- Usable operating frequency channels: 7
- Radio signal's modulation type: FSK
- Communication range with wire to wireless device or wireless expander device: 200 m in open space
- Main battery type: CR123A (3 V & 1.2 Ah)
- Secondary battery type: CR123A (3 V & 1.2 Ah)
- Main battery life time: 5 years
- Secondary battery life time: 2 months
- Operating temperature range: from -10 °C to +55 °C
- Maximum tolerated humidity - with no condensing: 95 % RH
- Maximum volume range at 1m: selectable from 90.1 dBA to 92.4 dBA
- Device output tone's frequency range: 440 Hz to 2900 Hz
- Device's dimensions: 145 mm x x 66 mm
- Device's weight: 260 g

## > FDWTESTER Wireless survey kit *\*on request*

### Functional Features

- The purpose of the Wireless Survey Kit is to determine the quality of the radio signal coming directly form a FDW2W wire to wireless translator or relayed through a FDWE100 wireless expander in a specific spot in the installation site where a wireless device is going to be installed.

### Technical Features

The FDWTESTER is composed of the following elements:

- A carrying case
- A pair of carrying case's keys
- A test device
- A test device's adaptor base
- A battery for the test device: CR123A (3 V & 1.2 Ah)
- A radio interface module
- A power supply transformer unit for the radio interface
- A wireless keypad
- An ER9V battery for the wireless keypad (9 V & 1.2 Ah)
- A programming lead for wireless keypad and radio interface connection
- A compact disk containing the wireless system configuration program (Wirelex) for the PC





## > **FD9002L** Conventional fire alarm panel 2 zones

### Technical Features

- Maximum number of fire detectors in a line/zone 32
- Control of the lines and controllable outputs for fault conditions (short circuit and interruption) and automatic reset ;
- Built-in sounder in case of fire – monotonal , continuous with the possibility of exclusion;
- Ability to Disable each of the fire alarm lines ;
- N°1 Independent relay output in case of fire alarm 3A/125V AC, 3A/30V DC
- N°2 Controllable output in case of fire alarm:( 19-28)VDC/ 0,5A
- N°1 Independent relay output in case of failure: 3A/125V AC, 3A/30V DC
- Battery 5Ah Power supply 220Vac 65Watt
- Weight 1,25 Kgm

## > **FD9004L** Conventional fire alarm panel 4 zones

### Technical Features

- Same features of FD9002L but with 4 zones

## > **FD9008L** Conventional fire alarm panel 8 zones

### Technical Features

- Same features of FD9002L but with 8 zones

## > **FD9004** Conventional fire alarm panel 4 zones

### Technical Features

- Same features of FD9002L but with 4 zones

## > **FD9008** Conventional fire alarm panel 8 zones

### Technical Features

- Same features of FD9002L but with 8 zones



> **SF109** Conventional Smoke detector

**Functional Features**

Low profile detector to match conventional analogue BSE109 base , made of plastic material and with a modern design.

**Technical Features**

- Certification : EN54 part 7
- Power supply 10-30Vdc
- current consumption in standby 130uA @ 24V
- Maximum current consumption in alarm 20mA
- Operating temperature 10 to +50 ° C
- Relative humidity 95 % RH
- IP Rating 40
- Diameter : 100mm ; Height : 54mm ; Weight : 100g ( with base)

> **SF209** Conventional Heat detector

**Technical Features**

- Certification : EN54 part 7
- High threshold of temperature for alarm 58°C

> **SF309** Conventional rate of rise detector

**Technical Features**

- Certification : EN54 part 5
- High threshold of temperature for alarm 58°C



> **SF409** Conventional multicriterial detector

**Technical Features**

- Certification : EN54 parts 5 & 7
- Threshold of temperature for alarm 58°C



> **BS109** Conventional base for SFxx9 detectors

**Technical Features**

- Available with relay for FDCP109
- Maximum wire diameter 2.5 mm<sup>2</sup>
- Dimension diameter: 100 mm height: 15 mm



## > FDCP109 Conventional fire button

### Functional Features

FDCP109 is designed for internal use in fire protection systems and meets the requirements of the European standard EN54-11.

### Technical Features

- Power Supply (9-30 V DC)
- Resistance 500 Ω
- Current at 24v 48mA
- Red Led indicator
- Transparent protective cover
- Connection cables 0,4 mm2
- Operating temperature range -10°C +50°C
- Humidity 95%RH
- Degree of protection IP40
- Size (90 x 90 x 44) mm
- Weight 0,120 kg
- ABS Plastic Material

## > FD4991 Call point resettable



### Technical Features

- EN54-11 : 2001 + A1 : 2005
- CPD Certificate
- restorable version with breaking glass effect
- Operating test with key supplied
- Degree of protection IP 66
- Connection Type : 6 terminals ( 3 double terminals for derivation )
- Maximum contact current 3A
- Operating temperature -20 / + 65 ° C
- Humidity 95 % RH
- 87x87x23 mm
- Weight 320g



## > FDES100 Conventional Siren En54-3

### Technical Features

- (9-30)V
- 96dB/24V
- Led Flash, with the included base with lock.

## > FDES101 EN54 3 certified IP65 conventional sounder



### Functional Features

The FDES101 conventional siren with a neat design enriches the range of conventional Teledata devices Maximum performance managed by a microprocessor, 4 different tones, deep and lockable base on the siren body, fire-resistant case.

### Technical Features

- Rated supply voltage 24Vdc
- Alarm consumption @ 24Vdc <10.6mA
- Sound power 98dB
- Number of programmable tones 4
- Frequencies 600Hz-2800Hz
- Humidity 5% - 95%
- Operating temperature -10°C a +55°C
- Case material red ABS
- Protection class IP65
- Certification EN54-3





> **FDESF101** EN54-3 certified IP65 conventional siren with flashing light

**Functional Features**

The FDESF101 conventional siren with a neat design enriches the range of conventional Teledata devices. Maximum performance managed by a microprocessor, 12 LEDs for excellent performance, 4 different shades, 0.5Hz and 1Hz option, deep base lockable on the siren body, fire-resistant case.

**Technical Features**

- Rated supply voltage 24Vdc
- Alarm consumption @ 24Vdc <30.1mA
- Sound power 98dB
- Number of programmable tones 4
- Frequencies 600Hz-2800Hz
- Flashing light frequency 1Hz
- Flashing light colour: red
- Humidity 5% - 95%
- Operating temperature -10°C a +55°C
- Case material red ABS
- Protection class IP65
- Certification EN54



> **FDEF102** Red flashing light EN54-3 and 23 certified IP65

**Functional Features**

The FDEF102 conventional siren with a neat design enriches the range of conventional Teledata devices. Maximum performance managed by microprocessor, high power LEDs, 32 different shades, 0.5Hz and 1Hz option, deep base lockable on the siren body, fire-resistant case.

**Technical Features**

- Rated supply voltage 24Vdc
- Alarm consumption @ 24Vdc 0,5Hz <20mA
- Alarm consumption @ 24Vdc 1Hz <40mA
- Coverage: w- 2,4-7,5 (13.5m)
- Flashing frequencies 0.5Hz-1Hz
- Humidity 5% - 95%
- Operating temperature -10°C a +55°C
- Case material red ABS
- Protection class IP65
- Certification EN54-3



> **FDESF102** EN54-3 and 23 certified IP65 conventional siren with flashing light

**Functional Features**

The FDESF102 conventional siren with a neat design enriches the range of conventional Teledata devices. Maximum performance managed by microprocessor, high power LEDs, 32 different shades, 3 settable volume levels, 0.5Hz and 1Hz option, deep base lockable on the siren body, fire-resistant case.

**Technical Features**

- Rated supply voltage 24Vdc
- Alarm consumption @24Vdc 0,5Hz <37,7mA
- Alarm consumption @24Vdc 1Hz <61,3mA
- Sound power 98dB
- Number of programmable tones 32
- Frequencies 440Hz-2900Hz
- Flashing light frequency 0,5Hz or 1Hz
- Flashing light colour: red
- Coverage w-2,4-7,5(13,5m)
- Humidity 5% - 95%
- Operating temperature -10°C a +55°C
- Case material red ABS
- Protection class IP65
- Certification EN54-3 EN54-23



## > **FDESF500** EN54-3 and 23 certified conventional siren with flashing light



### Functional Features

Energy-efficient conventional sounder with flashing light, IP65, synchronized flashing

### Technical Features

- Rated supply voltage: from 10Vdc to 60Vdc
- Alarm consumption:
  - 8 mA (low volume, low coverage)
  - 14 mA (low volume, high coverage)
- Sound power:
  - 98 dbA (low)
  - 105 dbA (high)
- Number of programmable tones 32
- Flashing light frequency 0,5Hz or 1Hz
- Optical coverage:
  - High W 3-8,8
  - Low W 2,4-7
- Humidity: up to 95%
- Operating temperature -10°C a +55°C
- Case material red ABS
- Protection class IP65
- Certification EN54-3 EN54-23

## > **FD5216** Indoors fire alarm bell



### Functional Features

Indoors red steel fire alarm bell

### Technical Features

- Red steel material
- Power supply and consumption: 24 Vcc 25 mA 20/28 Vcc
- Sound power: 93/95 dB
- Dimension: 152mm x 60mm
- Weight: 0.85 kg
- Operating temperature: -10°C a +55°C
- Protection class IP65

## > **FD5060** Outdoors fire alarm bell



### Functional Features

Energy-efficient outdoors fire alarm bell with integrated short circuit isolator.

### Technical Features

- Red steel material
- Power supply: 24 Vcc
- Current consumption: 25/35 mA
- Sound power: 95 dB (1 mt)
- Operating temperature: -10°C a +55°C
- Weight: 1.1 kg
- UNI EN54-3: 2000+A1:2002



### > FDF24 Self-powered outdoor conventional sounder with flashing light EN54

#### Functional Features

Self-powered outdoor conventional sounder with flashing light. It is equipped with voltage regulator to recharge the battery at 12 Vdc.

FDF24 is able to execute a permanent test-report through the out test exit.

#### Technical Features

- Power supply: 24Vdc
- Backup battery: 12Vdc 2,1Ah Pb
- Max current: 0,5A
- Sound power: 102db (1 m)
- Frequency: 1000Hz / 1700Hz
- Anomaly: 1red LED and 'OUT TEST' exit
- Protection class: IP33C
- Operating temperature: -25/+70 °C
- Dimensions: 322 x 215 x 105 mm
- Weight: 2370g
- Certification of compliance: 0051-CPD-0157
- Certification: EN45-3 : 2000+A1 : 2002

### > FDF24 Outdoor conventional sounder EN54-3



#### Functional Features

Energy-efficient outdoors sounder, sound can be synchronized between indoors and outdoors sounders.

#### Technical Features

- Power supply: 24Vdc
- Max consumption: from 100 mA to 400mA
- Max sound power: 108,76 db(A) (1m)
- Frequency: 500Hz / 1200Hz
- Anomalia: led rosso e uscita 'OUT TEST'
- Class protection: IP33C
- Dimensions: 335 x 220 x 85 mm
- Operating temperature: -25/+70 °C
- Weight: 1798 g
- Cerification EN54-3



## > **FDW2WC** Wireless conventional module *\*on request*

### **Functional Features**

Wireless conventional module allows to add a wireless sub-system to a conventional fire security installation.

### **Technical Features**

- Power supply voltage range: 9-30V
- Current consumption: 50 mA NORMAL condition at 12 V
- Current consumption: 40 mA FAULT condition at 12 V
- Current consumption: 60 mA ALARM condition at 12 V
- Current consumption: 26 mA NORMAL condition at 24 V
- Current consumption: 21 mA FAULT condition at 24 V
- Current consumption: 31 mA ALARM condition at 24 V
- Communication range between FDW2WC and wireless devices: 200 mt. open space
- Operating frequency range: 868 - 870 MHz
- Radiated power range: 5 dBm equals to 3 mW
- Radio signal's modulation type: FSK
- Dimensions: 190 mm x 230 mm x 50 mm With antennas
- Dimensions: 120 mm x 160 mm x 50 mm Without antennas
- Weight: 330 grams



> **FD5969** Acoustic optical plate certified EN54-3, IP54

**Functional Features**

FD5969 is an acoustic optical signalling panel suitable for any risk situation such as fires, flooding, gas leaks, etc. where acoustic signals are required. EN54 3 and visual signalling (VID).



**Technical Features**

- Nominal voltage: 24Vd.c.(min18Vdc., max 30Vdc.)
- Line absorption at 24V: 21mA
- Degree of protection IP21C
- Material flammability: V2
- Sound pressure (max, 90 ° V. plane): > 90db (A) @ 1m
- Buzzer frequency: 2,8KHz
- Pulsating sound frequency: 1Hz
- Compliant to: EN54-3:2001+A1:2002+A2:2006
- Size: 292x130x55mm (LxHxP)
- Operating temperature: -10°C +55°C
- Class: TYPE A

> **FD5970** Audio visual fire alarm plate EN54 3 and 54 23

**Functional Features**

The device is an audio/visual warning panel, available in different models and suited for any emergency situation such as fire, flooding, gas leaks, etc., where visual and audio information is needed. Its special design, very pleasant and reduced thickness makes it particularly suited for public places where security is required in addition to elegance.



**Technical Features**

- Power supply: 18V d.c. - 30V d.c. (Nominal Voltage:24V d.c).
- Absorption: 50mA
- Installation: Wall mount
- Max mounting height for to secure visibility: 4,6m
- Type of connection: Clamp
- Flash light color: White
- Flashing frequency 1Hz
- Sound power (min): 79 dB(A) @ 1m, 18V d.c. (max)92,3 dB(A) @ 1m
- Sound model pulsed, (500ms on, 500ms off)
- Silence-able Buzzer
- Buzzer frequency: 2,8Khz
- Operating temperature: From -10°C to +55°C
- Material: ABS
- Dimensions with backbox: 292x130x55mm (W x H x D)
- Compliant with EN54-23 W-4,6-9,1 and O-4,6-9,1-9,9. Syncro compliant with EN54-3:2001 + A1:2002 + A2:2006
- Protection Class IP21C\*



## > FDPLEX2 Fire alarm plate

### Technical features

- Print: UV ink
- Material: acrylic glass
- Dimensions: 230 x 130 x 4 mm
- Weight 130g



## > ONESOUNDPLEX Fire alarm plate with hole for sounder

### Technical features

- Print: UV ink
- Material: acrylic glass
- Dimensions: 340 x 137 x 4 mm
- Weight 135g

> **FDFI100** LED alarm repeater



**Technical Features**

- The repeater is connected directly to the LED terminal repeat of the sensor .
- For wall mounting or ceiling
- Material: ABS
- Consumption : 4.5 mA @ 24 Vdc
- Operating Temperature : -30 ° C / + 70 ° C
- IP Rating : 40
- Dimensions : 80x80x27
- Weight 30g
- Product promoted and available only out of Europe

> **FDFI200** LED alarm floor repeater



**Funcional features**

LED flushed floor alarm repeater

**Technical features**

- Power supply: from 3 Vdc to 30 Vdc
- Max. consumption: 10 mA
- Different colors of LED available: white, green, blue and yellow)

**Available versions**



FDFI200W



FDFI200CH



FDFI200G



FDFI200B



FDFI200

> **FDFI300E** LED alarm floor repeater



**Funcional features**

LED flushed floor alarm repeater

**Technical features**

- Power supply: from 3 Vdc to 24 Vdc
- Red LED
- Max. consumption at 24 Vdc: 23 mA
- Max. consumption at 3 Vdc: 18 mA
- Dimensions: 67 x 38 x 32 mm

**Available versions**



FDFI300E



FDFI300R



FDFI300



## > FDB7130 Conventional reflective beam detector 5-100 m with reflector

### Functional Features

Conventional reflective beam detector equipped with laser pointer and digital display for easy alignment. The detector has 4 selectable distance ranges from 8 to 20 meters, from 20 to 40 meters, from 40 to 70 meters, from 70 to 100 meters, and also has 3 selectable sensitivity ranges: 2.6db, 3.8db, 5.8db.

The detector works according to the principle of obscuring the reflected infrared ray.

### Technical Features

- Power supply from 20V to 28V
- Standby current: 23mA alarm: 33mA
- White Abs Mechanics
- Size: 90,7x126,87x91,96mm
- Certifications LPCB/CE-CPR EN54-12 BS5839 part 1:2002
- Temperature -10°C +55°C
- Protection IP30



## > FDB930 Programmer for FDB7130

### Functional Features

FDB930 is the programmer to use to set distance and sensitivity in the FDB7130 detector. Moreover, it is able to read the parameters set previously.

It is equipped with two AA 1.5v batteries and the detector connection cable

### Technical Features

- Power supply 2 AA 1.5V batteries
- Standby current 0u in use 3mA
- Grey ABS Material
- Size 130x54x28mm



## > FDBF100A Optical smoke barrier operating range up to 100 m

### Functional Features

Optical smoke barriers, able to accurately perceive the presence of smoke within 100 meters; with the active infrared technology, the smoke barriers offer a very effective and convenient solution, with an easy way of installation for detecting smoke in large surfaces.

### Technical Features

- Detection range: max 100 m
- Function: active infrared (TX + RX)
- Features: microprocessor with serial RS485 output
- Visualization: LCDW module (included) + 3 leds
- Relay Outputs: alarm, fault (separate)
- Current consumption: 90 mA (TX+RX)
- Dimensions (LxHxD): 159 x 211 x 96 mm





> **DFEBEAM** Auto-aligning beam smoke detector operating range up to 50m



**Functional Features**

This conventional beam smoke detector is easy to install thanks to the auto-aligning feature. Range of detection up to 50m, can be increased to 120m with FDBEAM120 reflecting long range kit. Allows beam detectors to be mounted facing each other with the reflectors in the middle. Eliminates false alarms caused by crosstalk between beams.

**Technical Features**

- Constant operating current:
  - All operational modes – 5mA;
  - Fast alignment mode – 33mA
- Operating voltage: 14 to 36 VDC
- Dimensions: W 130mm x H 181mm x D 134mm
- Weight: Detector – 1.55lbs (0.7 kg);
- Operating temperature -20 to +55°C
- Dimensions (LxHxD): 159 x 211 x 96 mm
- IP rating: IP55

> **FDBEAM120** Reflecting kit 120m



**Functional Features**

Long distance reflector kit for DFEBEAM

**Technical Features**

- Up to 120m separation distance - Four reflectors 200mm x 200mm x 9mm in square pattern
- Weight: 0.1 kg

> **FD 1450** Anti flooding detector in thermoplastic material *\*on request*



**Functional Features**

The presence of water is detected through 4 support gilt feet . The alarm is activation by relay . It is available Item FD1450S that connects to the FD 1450 which serves as a probe.

**Technical Features**

- In parallel , you can connect up to 10 FD 1450s
- 3 relay outputs
- Operating Temperature : + 5C ° to + 50C °
- Operating voltage: 12 / 24Vdc
- Maximum consumption : 30mA
- IP Rating 40
- Weight 160g

> **FD 2450** Anti flooding detector IP 65 *\*on request*



**Functional Features**

Sensor for detecting the presence of water through 2 gold pins . The alarm is via a relay activation.

**Technical Features**

- It is able to detect the presence of liquid with a variable height from 0 to 11 mm
- Equipped with wire 4m
- IP Rating : 65
- N ° 7 -wire connection cable 4m
- Operating Temperature : -15C ° + 70C °
- Operating voltage 12 / 24Vdc
- Maximum consumption : 32 mA
- Resting consumption 13 mA
- Weight : 790g

Anti flooding



## > FD9000 1-zone extinguishing panel

### Functional Features

1-area extinguishing panel and 3 conventional detection zones. 2 zones with double knock and 1 independent zone.

### Technical Features

- LCD display 2x16 characters
- No. 2 relay outputs
- n°4 open collector
- Maximum battery housing 5Ah
- Maximum current deliverable on all 2A outputs
- Size 3410x240x90



## > FDCP109Y Yellow conventional button

### Functional Features

Push-button for manual switching off.

### Technical Features

- Power Supply 10-30V DC
- Temperature: -10°C+55°C
- Humidity: 95%
- Size: 90x90x44mm
- Weight: 200g
- Material: yellow ABS
- Degree of protection IP40



## > FDCP109G Green conventional button

### Functional Features

Emergency stop button / extinguishing system

### Technical Features

- Power Supply 10-30V DC
- Temperature: -10 ° C + 55 ° C
- Humidity: 95%
- Size: 90x90x44mm
- Weight: 200g
- Material: Green ABS
- Degree of protection IP40



## > FDCP109B Blue conventional button

### Functional Features

Button to activate the extinguishing discharge delay.

### Technical Features

- Power Supply 10-30V DC
- Temperature: -10 ° C + 55 ° C
- Humidity: 95%
- Size: 90x90x44mm
- Weight: 200g
- Material: Blue ABS
- Degree of protection IP40

## > CRTIS Warning signal for switching off inhibition button

## > CRTAS Warning signal for switching off activation button

## > CRTLP Warning signal of room protected by GAS system

### Functional Features

Aluminium warning signal for SWITCHING OFF INHIBITION BUTTON.

### Technical Features

- Size 160x160x0,5mm (HxLxP)
- Weight 33g

> **FDM5411E** HOLD OPEN BLACK ELECTROMAGNET holding force 50Km



**Technical Features**

- Body in ABS with galvanized steel base
- Nickel plated magnet block
- Operating voltage: 24 Vdc - Absorbed current: 70 mA
- Fixed Holding force: > 55 Kg. (on request reduced force to 20 Kg. - LF version)
- Residual anti-magnetism pin on the electromagnet body
- Connector with anti-disturb varistor
- With push button release
- Swinging Armature plate for electromagnets
- Base in galvanized steel
- Armature plate diameter (mm): 55

> **FDM5411E** HOLD OPEN WHITE ELECTROMAGNET holding force 50Km



**Technical Features**

- Body in ABS with galvanized steel base
- Nickel plated magnet block
- Operating voltage: 24 Vdc - Absorbed current: 70 mA
- Fixed Holding force: > 55 Kg. (on request reduced force to 20 Kg. - LF version)
- Residual anti-magnetism pin on the electromagnet body
- Connector with anti-disturb varistor
- With push button release
- Swinging Armature plate for electromagnets
- Base in galvanized steel
- Armature plate diameter: 55mm w

> **FDM5411F** HOLD OPEN ELECTROMAGNET holding force 50Km and alluminium body



**Technical Features**

- Body in anodized aluminium with base in galvanized steel
- Nickel plated magnet block
- Operating voltage: 24 Vdc - Absorbed current: 70 mA
- Fixed Holding force: > 55 Kg. (on request reduced force to 20 Kg. - LF version)
- Residual anti-magnetism pin on the electromagnet body
- Connector with anti-disturb varistor
- Swinging Armature plate for electromagnets series 180, 190
- Base in galvanized steel
- Armature plate diameter: 55mm

> **FDM9412E** HOLD OPEN ELECTROMAGNET holding force 140Kmand body alluminium



**Technical Features**

- Box in black painted steel
- Operating voltage: 24 Vdc / Absorbed current: 70 mA
- Holding force: > 140 Kg.
- Residual anti-magnetism pin on the electromagnet body
- Connector with anti-disturb varistor
- Provided without Armature plate
- With push button release
- Swinging Armature plate for electromagnets
- Base in galvanized steel
- Armature plate diameter: 70 mm



## > ONEPOWER power supply system

Power supply solution of One series are a perfect power supply for all the devices of the area protected by the detection system. They are in accordance with all EN54 regulations, they are fully monitored and certificated, and provided with switching technology.

They can be operated independently or connected with Bus RS485, to be then connected to One series control panels. They are provided with thermo probe to modify charging voltage and adapt it to operating temperature. They are able to check network presence, battery failure, faulty or low battery.



### > ONEPOWER25

#### 2,5A power supply system

##### Features

- Input voltage: 85-264VAC
- Frequency range:47-63Hz
- 2 power outputs, short circuit protected and with current limited to 4A.
- Monitored current consumption for each output
- Possibility to connect it with central BUS RS485 to monitor status
- Integrated and independent charger, with thermo probe to check battery temperature.
- Battery monitoring.
- Battery disconnection in case of low battery.
- 6 open collector outputs to report LOW BATTERY, MISSING BATTERY, CHARGER FAULT, OUTPUT OVERCURRENT, AC MAINS FAILURE, BATTERY FAULT
- Relay output to report generic faults.
- Internal switching feeding system from 3,2 A to 28V.
- Battery compartment for two 7Ah, 12V batteries.
- Dimensions (HxWxD): 297 x 285 x 80+8 mm.
- Weight (without batteries): 2,2 kg.

### > ONEPOWER25I

#### 2.5A addressed power supply unit

##### Functional Features

Like ONEPOWER25I power supply unit but addressed for sending Fault and alarm signals.

### > ONEPOWER50

#### 5A power supply system

##### Features

- Input voltage: 85-132VAC/179-264VAC by switch
- Frequency range:47-63Hz
- 2 power outputs short circuit protected and with current limited to 4A.
- Current consumption monitored for each output.
- Possibility to connect it with central BUS RS485 to monitor status
- Integrated and independent charger, with thermo probe to check battery temperature.
- Battery monitoring.
- Battery disconnection in case of low battery.
- 6 open collector outputs to report LOW BATTERY, MISSING BATTERY, CHARGER FAULT, OUTPUT OVERCURRENT, AC MAINS FAILURE, BATTERY FAULT
- Relay output to report generic faults.
- Internal switching feeding system from 6,5 A to 28V.
- Battery compartment for two 7Ah, 12V batteries or for 26Ah 12V batteries.
- Dimensions (HxWxD): 375 x 420 x 182+8 mm.
- Weight (without batteries): 7,5kg.

### > ONEPOWER50I

#### 2.5A addressed power supply unit

##### Functional Features

Like ONEPOWER50I power supply unit but addressed for sending Fault and alarm signals.



## Monitoring Software

### > Winwatch Enterprise

**Integrated centralized management:  
Burglar alarms, Fire detection,**

Software to control and manage an unlimited number of TELEDATA panels

#### **INTEGRATED AND TECHNOLOGICAL DEVICES**

- Integrated multi-protocol multimedia software
- In WINDOWS XP environment with interactive and user-friendly graphic interface
- Remote-control, remote management and remote-programming for all devices
- Up to 3 levels of integrated graphic-maps for direct operations
- Hierarchic access password system
- Operator events log
- Message Exchange system integrated with the system
- Server-client structure with architecture on IP networks
- Point-to-point, multidrop, switched
- Operative on LAN WAN WIFI networks with TCP/IP protocol support
- Multi monitor management to
  - View alarms and command sending and receiving statuses
  - View dynamic graphic-maps
  - View sensor symbols with graphic and sound status indication
  - View graphic-maps with integrated video streaming
  - View video cameras in multiscreen mode
- Modular and scalable software
- Send and receive alarm events via SMS and MAIL
- Unique integrated database for event searching and analyses
- Customizable to suit all customer requirements
- Integrated database
- Able to manage subsystems of different producers with the purchase of special modules for:
  - Fire detection units, Burglar alarm units, Access control readers and modules, Digital recorders, Video matrixes, Technological systems

For further information, please contact our Technical Department

## Additional software modules available

### > WIN TERMINAL Integrated centralized control

- Software to control and manage up to 2 TELEDATA panels

### > WIN SUPER Integrated centralized control

- Software to control and manage up to 6 TELEDATA panels

### > WIN MAX Integrated centralized control

- Software to control and manage up to 12 TELEDATA panels

### > WIN CLIENT TERMINAL Client work station control software

- Ideal for creating work stations with different potential options and access levels.
- Possibility to control the remote devices as if it was operating at the server
- Shared database
- Up to 10 clients can be enabled
- IP protocol management

### > WIN MAPPE TERMINAL Graphical-map license

- Software to use the graphic maps on the TELEDATA monitoring systems
- The software must be activated on each work station it is required to run on
- Requires 2nd monitor



- > **Bat1201** Rechargeable lead batteries 12Vdc 1,22 Ah 97L x 43P x 51A mm
- > **Bat1202** Rechargeable lead batteries 12Vdc 2 Ah 178L x 35P x 61A mm
- > **Bat1207** Rechargeable lead batteries 12Vdc 7 Ah 151L x 65P x 94A mm
- > **Bat1212** Rechargeable lead batteries 12Vdc 12 Ah 151L x 99P x 95A mm
- > **Bat1217** Rechargeable lead batteries 12Vdc 17 Ah 181L x 76P x 167A mm
- > **Bat1225** Rechargeable lead batteries 12Vdc 25 Ah 166L x 175P x 125A mm
- > **Bat1240** Rechargeable lead batteries 12Vdc 40 Ah 197L x 165P x 170A mm



**Headquarter:**  
**20063 Cernusco sul Naviglio (MI) - Via Brescia 24 G - Italy**  
**Tel. +39 02 27 201 352 - +39 02 25 92 795**  
**mail: [info@teledata-i.com](mailto:info@teledata-i.com)**



DESIGN  
MILANO